

KINGDOM OF ESWATINI

SECOND VOLUNTARY NATIONAL Review Report



"Sustainable and resilient recovery from the COVID-19 pandemic that promotes the economic, social and environmental dimensions of sustainable development: building an inclusive and effective path for the achievement of the 2030 Agenda in the context of the decade of action and delivery for sustainable development".

MINISTRY OF
ECONOMIC PLANNING AND DEVELOPMENT

JUNE 2022

Opening Statement

ii

Eswatini is highly committed to improved delivery and realization of the Sustainable Development Goals (SDGs) Agenda 2030 and African Union Agenda 2063. The substance and objective of SDGs are conforming to Vision 2022 contained in the National Development Strategy (NDS) and Strategy for Sustainable and Inclusive Growth 2030 (SSDIG). Furthermore, it is aligned to the Strategic Roadmap earmarked for economic recovery and the National Development Plan 2019/20 – 2021/22. Eswatini together with all countries is committed to jointly implement SDGs as essential measures to eradicate poverty, promote shared prosperity and improve environmental quality. Issues of poverty, welfare, and environmental quality are a shared challenge to be faced globally as one.

Therefore, one of the main necessary conditions to achieve SDGs is an enabling policy environment that should be created jointly to achieve global peace, security and stability. Goals, targets, and indicators of SDGs are a continuation and expansion of Millennium Development Goals (MDGs) that were implemented in since 2000 up to 2015. Eswatini successfully achieved 5 out of 8 MDGs by the end of 2015. The country was on track on the following MDGs: achieve universal education (MDG 2); promote gender equality and promote women (MDG 3); combat HIV/AIDS, malaria and other diseases (MDG 6); ensure environmental sustainability (MDG 7); and develop a global partnership for development (MDG 8). The country, however, needed to accelerate progress in the following MDGs: end poverty and hunger (MDG1); reduce child mortality (MDG 4); and improve maternal health (MDG 5). Indicators that were not achieved in the MDGs era were considered as an unfinished agenda that is being implemented as SDGs.


The government of Eswatini intends to become one of the leading pioneers and role models to achieve SDGs in Africa. In that regard, the country has mainstreamed Agenda 2030 and Agenda 2063 into its National Development Strategy and National Development Plan. The institutional arrangement to implement the SDGs in the country involved the establishment of a technical working team and the steering committee. The technical team is composed of representatives from government, business society, civil society organizations, academics and experts to ensure inclusiveness and no one left behind principles. This inclusive set up is to develop national ownership and realise the collaborative synergy as the Goals are implemented at national and constituency levels.

The preparation of the Voluntary National Review report offers a great opportunity for Eswatini to take stock of implementation progress of the SDGs, reflect on the efforts still needed to be made as well as share experiences. This will also avail the impacts of COVID-19 pandemic which started its devastation in 2020 in the implementation of the UN Agenda2030. In ensuring ownership, integration and implementation of the SDGs, our Government tasked the Ministry of Economic Planning and Development to oversee and facilitate the SDG report formulation process.

Eswatini has developed the 2022 VNR report based on this theme: "**Sustainable and resilient recovery from the COVID-19 pandemic that promotes the economic, social and environmental dimensions of sustainable development: building an inclusive and effective path for the achievement of the 2030 Agenda in the context of the decade of action and delivery for sustainable development**". The theme is anchored on five SDGs namely: 4 (quality education), 5 (gender equality), 14 (life below water), 15 (life on land), and 17 (partnerships for the Goals).

One of the country's commitment is to eradicate extreme poverty by 2030 which obligation that needs to be dealt with. Based on the Eswatini Household Income and Expenditure Report (2017), the proportion of people living below the international poverty line is 58.9 percent and this is more pronounced in rural area with about 70 percent affected persons. Since the latest VNR the country has experienced Cyclone Eloise, COVID-19 and the recent unrest, the poverty situation is expected to have worsen across all vulnerable groups. Based on the current performance, various integrated efforts are needed to achieve no poverty and economic prosperity as the basis for sustainable economic growth by 2030. The inability to end poverty is considered as the primary cause of economic instability not only in Eswatini but globally, thus fighting this scourge with all its dimensions will enhance people's welfare and bring stability.

The overall assessment shows that the country needs to improve in enabling policy environment for all sectors and has adhered to Sustainable Development Conventions such as the Paris Agreement and Sendai Framework for Disaster Risk Reduction. However, providing the enabling policy environment was not sufficient to achieve targets. Challenges were faced with implementing goal 10 (reduce inequality within and among countries) and goal 12 (ensure sustainable consumption and production patterns). Thus, development of framework of programmes on sustainable consumption and production patterns is envisaged to guide the implementation of goal 12. It is also necessary that the country strengthen institutions that banks data to enable timely and accurate reporting on the Sustainable Development Agenda 2030. Our Government will continue to with provision of improved basic services and productive economic programmes that will impact positively on the sustainable economic livelihood. I hope this report will provide valuable insights of Eswatini's experience in conducting UN Agenda 2030 before and during COVID-19 times. The country is open to share and exchange SDGs achievements and challenges during the period of reporting.



E.T Gina (Dr)

Minister for Economic Planning and Development

Executive SUMMARY

iv

Eswatini hereby presents the second Voluntary National Review report. This report provides highlights on the VNR process, policy and enabling environment, progress made in implementing the Sustainable Development Goals (SDGs) including successes and challenges encountered in delivering under each the SDG. It affirms commitment by the Government of Eswatini in monitoring and reporting progress on the SDGs implementation in line with national planning and policy framework.

The process of conducting the review and preparation of the report was led by the Ministry of Economic Planning and Development (MEPD) working closely with the SDGs Technical Team who are SDGs focal points in line ministries. It was inclusive and participatory in nature and entailed gathering data/ information and inputs from a broad spectrum of stakeholders, including the academia, business community, civil society organizations, development partners, government ministries, non-government organizations, persons living with disabilities, women and the youth. This was complemented by a desk review on existing sector policies, programmes and external assistance.

On performance of the SDGs, the country recently experienced major shocks one of which was climate related (Cyclone Eloise) and the other being health and economic related (COVID- 19 pandemic). In addition to this, the country experienced an unprecedented civil unrest during 2021. These shocks have had devastating effect on the economy and livelihoods. The shocks have contributed to the decline in the annual growth of GDP from the 2018 figure of 2.8 percent reported in the last VNR to -1.9 percent in 2020 against a target of 5 percent – 7 percent in annual GDP growth. National unemployment rate increased from 23 percent reported in the last VNR to 33.3 percent. Similarly, youth unemployment rate also increased from 47.4 percent reported in 2019 to 58.2 percent. The regression in performance of these indicators is reversing progress under SDG 8 on economic growth and decent work and SDG 1 on ending poverty. Recent assessments on the impact of COVID-19 and Poverty estimates that poverty rates may increase between 2.3 - 5.6 percent, such that about 27,435 to 65,844 people may fall below the poverty line. The COVID -19 pandemic together with harsh environmental conditions and unstable political and economic environment have a negative impact SDG 2 on ending hunger. Following the emergence of the COVID -19 pandemic government put in place measures to curb the spread of the pandemic. The effect of these was an increase in food insecurity, as a result of limited income sources, restricted commodity movements and inaccessibility of markets and high food prices. The situation of 22 percent (approximately 205,000) of the population who were already food insecure (living above IPC Phase 3 level) before the pandemic was made worse. With regards to the prevalence of stunting for children under the age of 5 years, the 2019 VNR reported a decline from 25.5 percent to 19.9 percent. However, the latest available data from the Annual Vulnerability Assessment & Analysis Report (2021) shows an increase in the percentage of children under the age of 5 who are stunted to 29.4 percent.

Despite the catastrophes, Eswatini remains committed in reducing the population living in extreme poverty. During the period under review, the government of Eswatini made some progress in reducing poverty through increased investment in social protection. As a result, the number of persons covered under the disability grant doubled. In addition to this government is making strides in providing an enabling environment for the poor to be covered through a number of policies and social assistance reforms. These include the development of a Social Protection Policy and a Social Protection Enquiry and study conducted during 2021 on the possibility to establish an unemployment benefit fund.

Prior to the shocks, the health sector was faced with serious challenges relating to access and quality of service especially for the poor. The advent of COVID- 19 pandemic and numerous measures geared towards protecting lives brought about some level of confidence in the health system. The interventions implemented has contributed to good progress under SDG 3 on health and well- being. Remarkable progress was achieved in improving life expectancy which currently stands at 62.96 years from 58.3 years in 2019 and in reducing maternal deaths from 593 per 100 000 in 2019 to 452 per 100 000. Remarkable progress was also noted in reducing new HIV infections, with HIV incidence declining from 1.36 per 1000 to 0.85 per 1000. The improvement in maternal deaths is associated with increase in investment in health care infrastructure. During the plan period, the health sector was able to completed the Mbabane Government Emergency and Referral Complex, renovated Manzini Hospital (formerly TB hospital), construct five new clinics (Tikhuba, Magwanyana, Nkomazi, Luve and Hlane), BSL3 Laboratory at Lubombo Regional Hospital and operationalized new maternity wards in four Health Centres in the country. The success in achieving the 95-95- 95 goal can be attributed to investments in HIV prevention and treatment interventions targeting the hardest-to-reach and most vulnerable populations. The progress made in reducing the HIV incidence in the country has had a positive effect on improving life expectancy.

Furthermore, there has been positive progress under SDG 6 on universal and equitable access to safe and affordable drinking water for all with the population with access increasing from 69.5 percent reported in 2019 VNR to 75.6 percent currently. Similarly, to SDG 6, government is making remarkable progress under SDG 7 on increasing access to affordable, reliable, sustainable and modern energy. National access to electricity increased from the 2018 figure of 78 percent reported in the 2019 VNR to 82 percent. The inequities in terms of access to electricity between rural and urban households is declining. Rural households with access to electricity has increased significantly from 55 percent reported in the last VNR to 69 percent. The improvement is large due to the Rural Electrification Program (REP). Furthermore, government is making strides under SDG 11 to ensure that cities and human settlements are safe, resilient and sustainable. To this end, stretch of gazette paved roads increased from 1404 km to 1626 km in 2021. Also, the number of waste management licenses to the public is on the increase with 82 licenses issued during 2020. Furthermore, the country has drastically reduced the quantities of single-use plastic bags issued out by retailers and replaced them with reusable shopping bags. In an effort to keep the environment clean and safe, government has demarcated 5 additional Waste Control Areas (WCA) with facility for waste disposal including an established waste/recyclables sorting station at Lobamba Constituency.

The country also recorded good progress under SDG 13 on Climate Action since the last VNR. Key milestones include: (i) the mainstreaming of the Sendai Framework for Disaster Reduction (DRR) into the NDP (2019/20 to 2021/22) and the Seasonal Multi- Hazard Contingency Plans; (ii) implementation of the National Disaster Risk Reduction Policy, the National Resilience Strategy and the Disaster Risk Reduction Plan of Action (2017 – 2021). Under SDG 15, forest area as a proportion of total land area in the country increased from 703363.2 Ha reported in the last VNR to 804350. This can be attributed to improved Other Effective Conservation Measures (OECMS) implemented in the country which include maintenance of biodiversity areas. Apart from the area covered by forest and tree planting, this report notes that there has been an improvement in restoring degraded land and soils with the protection of important sites increasing from 4.1 percent to 5.2 percent since the presentation of the last VNR in 2019. It is worth noting that the improvements made remain inadequate to achieve the SDGs by 2030.

At the time of adoption of the 2030 Agenda all Member States, including Eswatini, pledged to “Leaving No One Behind.” For Eswatini, this means take action to end extreme poverty, curb inequalities, confront discrimination, and fast-track progress to reach the most vulnerable and marginalized groups in society. Vulnerable groups in the country have been identified as orphaned and vulnerable children (OVCs), the elderly, people living with disabilities, women and the youth. There are a range of policies and programmes that have been put in place to address their plight. They include social protection measures i.e. OVC grant, elderly grant, disability grant; programmes for their empowerment (especially women and girls) and addressing their need include youth enterprise fund, women in development, women empowerment programme, rural development fund.

The theme of HLPF 2021 is “Sustainable and resilient recovery from the COVID-19 pandemic that promotes the economic, social and environmental dimensions of sustainable development: building an inclusive and effective path for the achievement of the 2030 Agenda in the context of the decade of action and delivery for sustainable development”. The report therefore includes a designated chapter on COVID-19 impact on the implementation of SDGs as well as interventions implemented by government to respond and get back the economy into the recovery trajectory.

Challenges faced in the implementation of the SDGs in Eswatini include the following;

- (i) Limited resources available for implementation of SDGs related programmes in the context of fiscal challenges. There is declining support for development in the country in terms of ODA. The Middle Income country status which has resulted inability to access concessional loans.
- (ii) Availability of timely and quality data to inform programming affected the performance in monitoring of indicators. Statistics is important to inform planning, programming and budgeting. Its production is costly and competes with other priorities of the country resulting in time lags for availability of updates on data. This compromises the impact of initiatives that are put in place to address the development challenges.
- (iii) Limited capacity for effective implementation of the goals at different levels. Implementation of the goals has to be visible at grassroots level through the forward and backward linkages between the national and grassroots levels. The flow should be from the national level, to the region level (sub-national level), local government, constituency and chiefdom levels. Capacities at the levels below the national level is very limited and needs strengthening.
- (iv) Involvement of the private sector in development is another challenge. The country is a small economy and government is the main actor in development. This has resulted in crowding out of the private sector as its participation in implementation of the goals is very limited.
- (v) SDGs Popularity and clarity of roles - some stakeholders are still not fully conversant with the issue of the goals. There is need to have continuous sessions and programmes on the goals to eventually get everyone on the same level of understanding of the concept in particular their roles and responsibilities.

The Government of Eswatini took lessons from previous experience in preparing the first VNR in 2019 in conducting this review. A key lesson was the importance of starting the VNR process early or in good time to ensure that all relevant stakeholders are able to make an input in the process. Also, planning and organizing or thorough preparations to conduct the VNR helped in securing technical and financial support required to undertake the VNR and submit on time. In addition to this, broad stakeholder engagement resulted in and enhanced national ownership. Furthermore, the deep involvement of stakeholders, in particular special groups such as women and persons with disability organizations proved to be good practices. These are some of the experiences the Government of Eswatini plans to build on in advancing future consultative processes across sectors.

As Eswatini seeks to accelerate implementation of the 2030 Agenda, particular focus will be placed on the following of which support is required;

- (i) Strengthening local SDGs institutional Mechanisms;
- (ii) Popularization and ownership of the SDG agenda;
- (iii) Strengthening partnerships, coordination and collaboration;
- (iv) Improve monitoring and evaluation of progress under the SDGs agenda;
- (v) Encouraging involvement and participation of the youth;
- (vi) Focusing on financing for SDGs; and
- (vii) Building shocks resilient systems.

Table of Contents

viii

OPENING STATEMENT	ii	CHAPTER 5: REVIEW OF	
EXECUTIVE SUMMARY	iv	SDGS IMPLEMENTATION AT REGIONAL LEVEL	100
TABLE OF CONTENTS	viii	5.1. SOCIAL AND POVERTY	101
LIST OF FIGURES	ix	5.2. ECONOMY	102
LIST OF TABLES	ix	5.3. ENVIRONMENT	102
ACRONYMS	x	5.4. SPECIAL GROUPS	103
		5.5. MEASURES TO ACCELERATE PROGRESS	103
CHAPTER 1: INTRODUCTION	1	CHAPTER 6: IMPACT OF COVID-19	
1.1. Country Profile and Context	1	ON THE IMPLEMENTATION OF SDGS	104
1.2. Objective of the Review	2	6.1. IMPACT IN THE HEALTH SCTOR	105
1.3. Scope of the Review	2	6.2. IMPACT ON THE EDUCATION SECTOR	106
1.4. Structure of the report	3	6.3. IMPACT ON THE ECONOMIC SECTOR	106
		6.4. IMPACT IN THE AGRICULTURAL SECTOR	106
CHAPTER 2: METHODOLOGY	4	CHAPTER 7: CONCLUSION AND RECOMMENDATIONS	107
2.1. The VNR process and Methodology	4	7.1. Conclusion	107
2.2. Data Collection	5	7.2. Recommendations	108
2.3. Stakeholder Consultation	5		
2.4. Validation of data and key results	6	APPENDIX	109
2.5. Limitation of the VNR	6	ANNEX 1: DATA AVAILABILITY ANALYSIS	110
		ANNEX 2: GUIDING QUESTIONS FOR GROUP	
CHAPTER 3:		DISCUSSIONS	110
POLICY FRAMEWORKS AND ENABLING ENVIRONMENT	7	ANNEX 3: STATUS AT A GLANCE	111
3.1. Ensuring Ownership of the Sustainable		ANNEX 4: LINKS BETWEEN SSDIG TO SDGS,	
Development Goals and the VNRs	7	AU AND SADC AGENDAS	119
3.2. Integration of the Sustainable Development Goals in			
National Frameworks	8		
3.3. Prioritization and Domestication of the SDGs	8		
3.4. Integration of the economic, social and environmental			
dimensions	11		
3.5. Leaving no one behind	11		
3.6. Institutional mechanisms	14		
3.7. Systemic issues and transformative actions.	15		
CHAPTER 4:			
PROGRESS ON THE SDGS IMPLEMENTATION	16		
4.1. Poverty Goals	17		
4.2. Social Goals	35		
4.3. Economic Goals	57		
4.4. Environmental Goals	78		

List of figures

Figure 1: The VNR Process	6	Figure 34: Annual Growth Rate of GDP/ Employed Person	58
Figure 2: Eswatini VNR Coordination and Reporting Structure	4	Figure 35: Annual Growth Rate of Real GDP/Sector	59
Figure 3: Proportion of Population Living Below Extreme Poverty	7	Figure 36: Informal Employment Excluding Agriculture	60
Figure 4: Proportion of Population Living below the International Poverty Line	18	Figure 37: Number of Jobs Created in a Year	60
Figure 5: Human Development Indices 2016 and 2019	19	Figure 38: Median Monthly Earnings /Month by Occupation	61
Figure 6: Proportion of Population in Households with access to basic services	22	Figure 39: Working Population by Sex and Age	62
Figure 7: External Assistance	24	Figure 40: Youth Unemployment Rate	62
Figure 8: Prevalence of moderate and severe Food Insecurity	26	Figure 41: Unemployment Rate	63
Figure 9: Prevalence of Moderate and severe Food Insecurity in Eswatini, 2019	26	Figure 42: NEET	64
Figure 10: Rural Household Dietary Diversity Score	27	Figure 43: Child Labour	64
Figure 11: Urban Dietary Diversity Score	28	Figure 44: Tourism to GDP	65
Figure 12: Prevalence of Undernourishment for children Under 5 years	29	Figure 45: Government Expenditure to Social Protection	66
Figure 13: Proportion of children under 5 years who are malnourished	29	Figure 46: Gazzetted Roads Network	67
Figure 14: Body Mass Index for Women of Child bearing age (15-49)	30	Figure 47: ODA for Infrastructure	68
Figure 15: Plant Genetic Resources accessions stored ex situ	32	Figure 48: National Network Coverage	69
Figure 16: Agriculture Share of Government Expenditure	33	Figure 49: Income per Capita	70
Figure 17: Non-communicable Diseases Mortality Rate	37	Figure 50: Number of Trafficked people	71
Figure 18: Suicide Mortality	38	Figure 51: Total ODA	72
Figure 19: Death due to Road traffic injuries	38	Figure 52: Government Revenue Excluding Grants	73
Figure 20: Coverage of Essential Health Services	40	Figure 53: Total ODA	74
Figure 21: National Completion Rate	43	Figure 54: Debt as Servicing as a Proportion of GDP	75
Figure 22: ECCDE Enrolment Rate	44	Figure 55: Proportion of households using safely managed drinking water	79
Figure 23: Enrolment at Tertiary, TVET and Non-formal Education	45	Figure 56: Proportion of population using safely managed sanitation services	80
Figure 24: Primary Gender Parity Index	46	Figure 57: Water and sanitation ODA received	81
Figure 25: Lower Secondary Gender Parity Index	46	Figure 58: Population with access to electricity	83
Figure 26: Women in Leadership positions	50	Figure 59: Proportion of Gazzetted road network	85
Figure 27: Number of Victims of International Homicide	53	Figure 60: Properties in ownership of title deeds	86
Figure 28: Types of Violence	53	Figure 61: Number of Person affected by drought	86
Figure 29: Victims of Human Trafficking	54	Figure 62: Assistance received to finance climate change initiatives	92
Figure 30: Illicit Flow of Money	57	Figure 63: Forest area in hectares	96
Figure 31: Number of Discovered Firearms	55	Figure 64: Forest Area as a Proportion of Total Land Area	96
Figure 32: Primary Government Expenditures	55	Figure 65: Proportion of Important sites covered by important areas	97
Figure 33: Annual Growth Rate of Real GDP	58	Figure 66: Trees Planted under Tree planting Programme	97
		Figure 67: Alien Plant Species	98
		Table 1: Prioritization Matrix	10
		Table 2: Systematic Issues	15
		Table 3: Proportion of Population Covered by Social Protection Floors	21

Acronyms

x

AGOA	Africa Growth Opportunity Act	NCP	Neighbourhood Care Points
AEC	Annual Education Census	NCDs	Non-Communicable Diseases
ART	Anti Retro Viral Therapy	NDC	Nationally Determined Contributions
ATM	Automated Teller Machine	NDP	National Development Plan
AU	African Union	NDS	National Development Strategy
CDC	Center for Disease Control	NEET	Not in Employment, Education or Training
CCD	Communities Commodities Distribution	NERMAP	National Emergency Response Mitigation & Adaptation Plan
CEDAW	Convention for the Elimination of All Forms of Discrimination against Women	NGOs	Non-Governmental Organizations
COMESA	Common Market for East and Southern Africa	ODA	Official Development Assistance
COVID-19	Coronavirus	OECMS	Other Effective Conservation Measures
CSOs	Civil society Organizations	OVC	Orphans and Vulnerable Children
Co₂	Carbon Dioxide	SSDIG	Strategy for Sustainable Development and Inclusive Growth
DRR	Disaster Reduction	SAICM	Strategic Approach to International Chemicals Management
DPM	Deputy Prime Minister's	SACU	Southern African Customs Union
ECCD	Early childhood Care and Development	SADC	Southern African Development Community
EHIES	Eswatini Household Expenditure Survey	SEDCO	Small Enterprise Development Company
ERS	Economic Recovery Strategy	SDGs	Sustainable Development Goals
EZHSR	Eswatini Zero Hunger Strategic Review	SME	Small and Medium Enterprise
ESWADE	Eswatini Water and Agriculture Development Enterprise	PPPs	Public Private Partnerships
FBOs	Faith Based Organizations	RDF	Rural Development Fund
FDI	Foreign Development Investment	RDT	Rural Development Teams
FPE	Free Primary Education	REP	Rural Electrification Program
GBV	Gender Based Violence	RISDP	Regional Indicative Strategic Development Plan
GDP	Gross Domestic Product	SSI	Social Security Inquiry
HIV/AIDS	Human Immunodeficiency Virus/ Acquired Immunodeficiency Syndrome	TB	Tuberculosis
HLPF	High Level Political Forum	TVET	Technical and Vocational Education and Training
ICT	Information Communication Technology	UNDP	United Nations Development Programme
KTO	Kilotons of Oil Equivalent	UNICEF	United Nations International Children's Emergency Fund
PRSAP	Poverty Reduction Strategy and Action Programme	UNFCCC	United Nations Framework Convention on Climate Change
MEAS	Multilateral Environmental Agreements	VAC	Vulnerability Assessment Committee
MICS	Multiple Indicator Cluster Survey	VNR	Voluntary National Review
MEPD	Ministry of Economic Planning and Development	WASH	Water, Sanitation and Hygiene
MNRE	Ministry of Natural Resources and Energy	WHO	World Health Organization
MPs	Member of Parliament	WCA	Waste Control Areas
MT	Metric Tones	WFP	World Food Programme
MTEA	Ministry of Tourism and Environmental Authority		
MTEF	Medium Term Expenditure Framework		
MPI	Multidimensional Poverty Index		

Chapter 1

Introduction



The Kingdom of Eswatini is a landlocked country in Southern Africa bordered by Mozambique and the Republic of South Africa. It is one of the smallest countries in Africa with a size of about 17,364 square kilometers. Despite its small size, the land and climate are diverse with 4 agro-ecological zones, ranging from humid and near temperate climates, to arid climates. 10 percent of the land is arable and the country holds a number of natural resources, including coal, iron ore and water. The population is primarily ethnic and the language used is siSwati in the native form. The 2017 Population and Housing Census estimates the population to be about 1,093,238 persons, of which about 51.4 percent are women. Population growth rates have been decelerating over the decades and grew by an average of just 0.7 percent a year from 2007 to 2017, driven primarily by falling fertility rates. Approximately 35.6 percent of the population is under 15 years of age while 37.7 percent of the population is between the ages of 15 to 34 years. Only 4.5 percent is aged 65 years or older. The majority (79 percent) of the population lives in rural areas and is dependent on subsistence farming.

Eswatini like many developing countries in the world has been hit hard by the COVID- 19 pandemic an unprecedented COVID -19 pandemic which has had devastating effects on an economy that was already faced with low economic growth coupled with increasing fiscal deficit, limited private sector participation, deepening poverty, deteriorating infrastructure, poor service delivery amongst other challenges. In an effort to address these challenges, the country is currently reviewing its long term National Development Strategy (NDS) which was coming to an end during 2022. The expectation is that the outputs from the NDS review will contribute in the development of a successor Vision and long –term development strategy of the country beyond 2022. Parallel to the NDS review process was the review of the National Development Plan (NDP) covering the period 2019/20 to 2021/2022) with a view to a put in place new National Development Plan 2023-2025 that will guides economic recovery from the COVID-19 pandemic and ensuring low-emissions and climate-resilient economic transformation in Eswatini in the medium term.

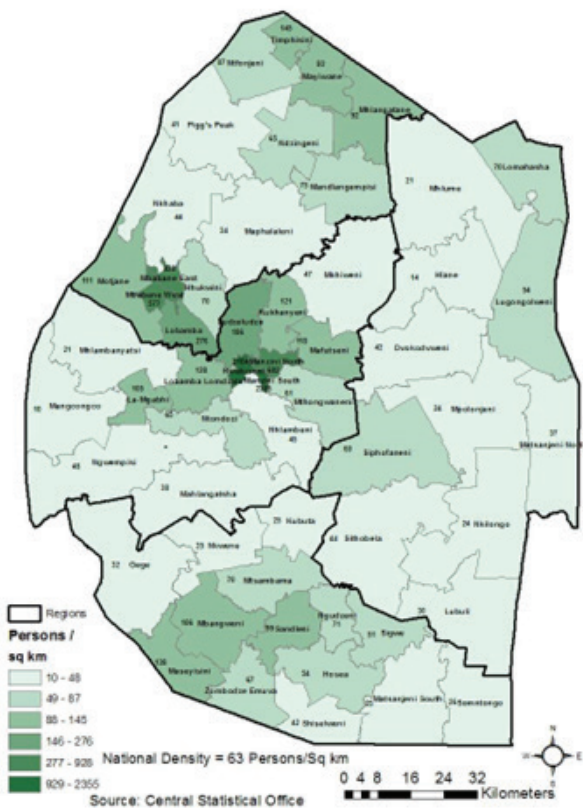
Eswatini has volunteered to conduct and present its Voluntary National Review (VNR) report on the implementation of SDGs scheduled to take place in July 2022. This will be Eswatini’s second Voluntary National Review (VNR) report following the first VNR report presented at the High Level Political Forum (HLPF) during 2019. This is in line with the country’s global commitment to carry out regular, voluntary and inclusive reviews of progress on the implementation of the Agenda 2030.

1.2. Objective of the Review

The main objective of this report is to present progress of where the country stands in implementing the Sustainable Development Goals (SDGs) with a view to help accelerate progress through experience sharing, peer-learning, identifying gaps and good practices, and mobilizing partnerships. The report will also help to inform policy and decisions that will contribute to SDGs progress being accelerated.

1.3. Scope of the Review

The VNR report is centred on the 2022 global theme on “Sustainable and resilient recovery from the COVID-19 pandemic that promotes the economic, social and environmental dimensions of sustainable development: building an inclusive and effective path for the achievement of the 2030 Agenda in the context of the decade of action and delivery for sustainable development". The report covers progress made on all 17 SDGs and provides an in –depth analysis of five (5) SDGs namely; SDG 4 on quality education, SDG 5 on gender equality, SDG 14 on life below water, SDG 15 on life on land and SDG 17 on partnerships in line with the guideline to be followed by all countries conducting the VNR in 2022. The report will also take into account the impact of emerging and cross cutting issues such as the COVID-19 pandemic on the SDGs. The approach will be to report on progress made in the implementation of the SDGs since the last VNR conducted during 2019. The report is anchored on the principle of leaving no one behind with a view to be able to better target and prioritize those most vulnerable going forward.



1.4. Structure of the report

This report is structured around six main chapters. The first chapter presents the country's profile, development context, the report objectives, scope, and approach used in reporting progress on the implementation of the SDGs. Chapter 2 focuses on the method and process used in conducting the VNR. The third chapter emphasizes policy and enabling environment to deliver SDGs. It specifically describes the SDGs ownership, SDGs domestication and incorporation into the National Planning Framework and what Eswatini is doing to ensure that no one is left behind. The fourth chapter highlights progress made in the implementation of the SDGs while the fifth chapter presents the key achievements, main challenges encountered in the implementation of SDGs and lessons learnt. Chapter 7 presents conclusions and recommendations for future action.

Chapter 2

Methodology



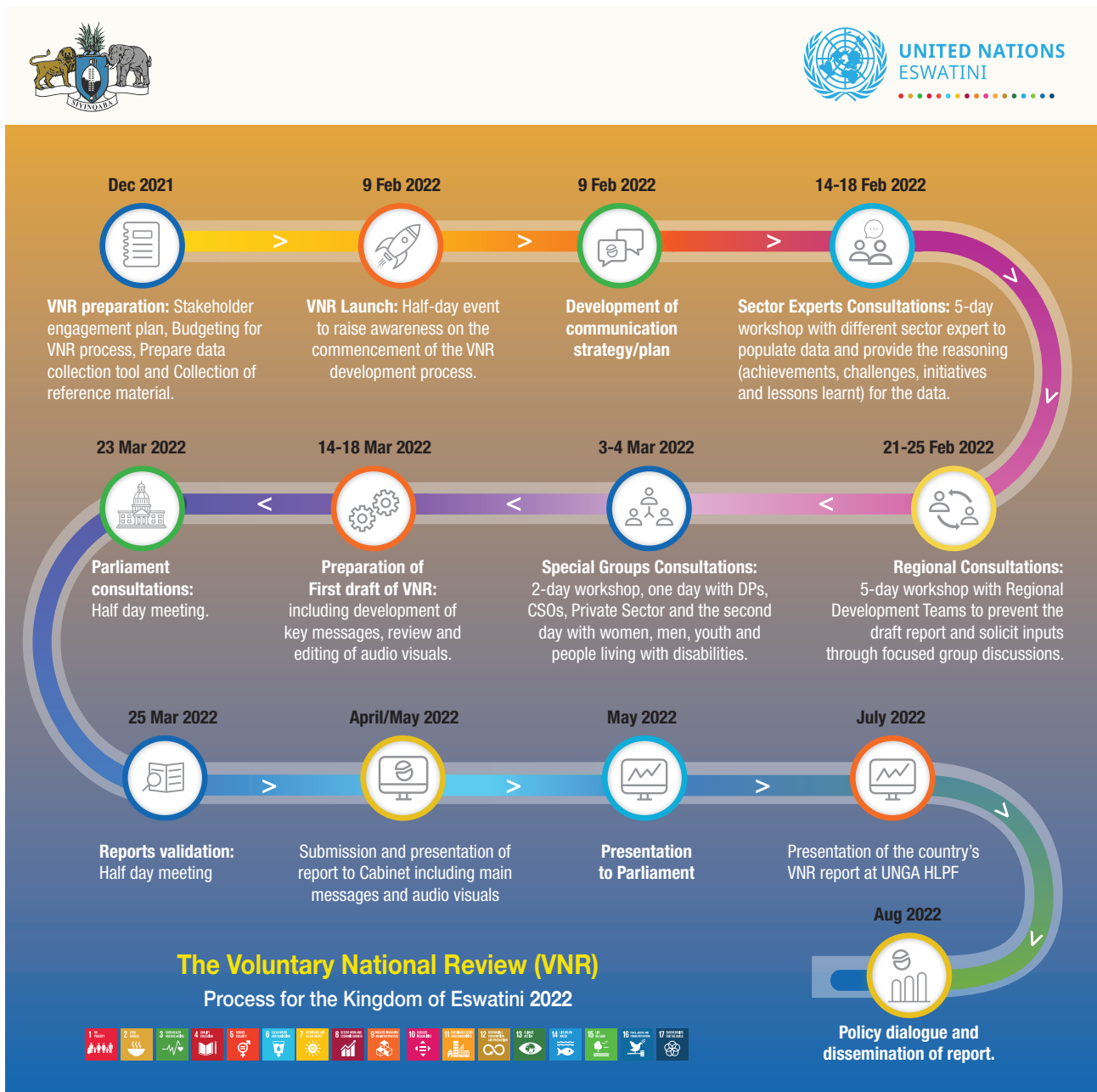
2.1. The VNR process and Methodology

Eswatini prepared this report based on guidelines provided in the 2022 VNR handbook on conducting and preparation of the VNR reports as well as from guidance provided during the global and regional webinars organized to provide technical assistance and support to countries that had volunteered to conduct VNRs and present them at the HLPF in July 2022. The process of conducting the VNR began in the last quarter of 2021 with the development of a costed work plan/ roadmap with key deliverables aligned to the HLPF deadlines and engaged agencies to mobilize resources.

The preparation process also included discussions on the scope of the VNR of which the outcome was that Eswatini will report on all 17 SDGs and the report will place emphasis on the five SDGs as given from the global level. The selection of the goals' indicators was based on availability of data and importance of the indicator in the local development context and alignment with the global selected goals for this VNR. Further analysis on the data availability for each goals was done identifying data for this VNR which is shown in annex 1. In line with the 2022 VNR theme, the idea of incorporating the impact of COVID -19 pandemic on the SDGs and building back better was embraced. A decision to include a chapter on the effect of COVID- 19 pandemic on the implementation of Agenda 2030 and the SDGs as well as measures taken for the economy to recover was reached.

In summary, the VNR preparation process resulted in the production of a costed VNR work plan/ roadmap, draft outline of the VNR report, stakeholder mapping and engagement approach as well as data collection tools. An inclusive approach was used in conducting this VNR. A broad spectrum of stakeholders was identified during the stakeholder mapping exercise and these included; Government Ministries, departments and parastatals, Municipalities, Regional Development Teams, Traditional Authorities, Development Partners, NGOs, CSOs, FBOs, Academia, Private sector, Women, Youth and Children and persons with disabilities amongst others.

Figure 1: The VNR Process



This roadmap with timelines was shared widely with stakeholders during the Launch of the VNR process which was held in hybrid format on the 9th February 2022. Details about the required data and processes for enabling an inclusive and participatory VNR preparation were provided during the VNR Launch which brought a broad spectrum of stakeholders inside and outside government SDGs monitoring structures.

2.2. Data Collection

The process of collecting data was two pronged with stakeholder consultations and desk reviews. The SDGs Data Matrix was used to record performance of SDG indicators and targets whilst the questionnaire for focus group discussions was used to gather information to substantiate the data and feedback on what needs to be done to accelerate progress. (See Annex 2 for the Focus group discussion tool).

2.3. Stakeholder Consultation

Consultations were conducted at three levels: Technical Working Team Group, Regional Level and Major/Special Groups level. Technical working groups populated the SDGs Data Matrix and provided information on policies, programmes and initiatives implemented since the last VNR in 2019 contributing to level of progress achieved. In the process, they also identified successes, challenges, emerging issues and lessons learnt. The Technical working groups were engaged in line with the SDG clusters adopted during the domestication of the 2030 development agenda. The four clusters are: Poverty Cluster (SDG 1 and 2), Social Cluster (SDG 3,4,5 & 16), Economic Cluster (SDG 8,9,10,12,17) and Environmental cluster (SDG 6,7,11,13,14,15). Whilst the performance recorded in the SDG Data Matrix formed the basis of discussions at Regional and Special Groups consultation level, the Focus Group Discussion tool was used to guide discussions and gather information on the performance of each goal, target and prioritized indicator. Regional level consultations involved the following stakeholders; development practitioners in government ministries and entities, municipalities, Non- Governmental Organizations, Civil Society Organizations, Faith Based Organizations and Traditional Authorities. Special Groups consultation workshops were also organized for development partners and private sector organizations, as well as for representatives of women, youth and children and persons living with disabilities. Parliaments was engaged through the Ministry's portfolio committees for both houses of Parliament (House of Senate and House of Assembly).

The desk review involved reading ministries or sector

reports, policy documents and strategies to populate the implementation progress on the SDGs matrices which added on the information provided by the stakeholders.

2.4. Validation of data and key results

The validation of indicator performance and information used in the report was an engaging process with back and forth communication with data informants for quality assurance. Based on the validated data, and using the guideline for the preparation of VNR report, the Core Team drafted the country's narrative report highlighting key achievements, challenges and opportunities, lessons learnt and areas where support is most required. Following the series of stakeholder consultation, the Core team continued to work on the report and produced a draft report for sharing with wider stakeholders. The draft report was validated by the SDGs Technical Experts and stakeholders.

2.5. Limitation of the VNR

- a) Unavailability of timely data for the reporting period for some indicators of the SDGs targets since it relies on periodical surveys.
- b) Limited Integration of SDGs in regional development plan.
- c) Stakeholders at regional and grassroots level are not conscious on how their work relates to SDGs.
- d) Research areas / studies to inform the VNR i.e. Extent to which the SDGs have been mainstreamed in the NDP, SDGs financing and impact of economic and climate related shocks on the SDGs.
- e) Some data required for reporting under the development agendas is not collected, in particular qualitative data e.g. perception or opinion survey
- f) Some participants not being able to travel to in-person consultation workshop due to lack of transport.
- g) Lower overall participation in online/ virtual platforms due to unavailability of ICT infrastructure, poor connection and connection fees.

Chapter 3

Policy frameworks and enabling environment



3.1. Ensuring Ownership of the Sustainable Development Goals and the VNRs

Creating ownership of the Sustainable Development Goals has been a key priority for government since the adoption of the SDGs in 2015. Government through the Ministry of Economic Planning and Development that is responsible for the SDGs coordination mounts a series of consultation workshops at national and regional level annually, to deliberate on progress under the SDGs since the last VNR presented at the HLPF in 2019. This is a process that culminates in the production of the national progress report on the implementation of Agenda 2030. These consultations involved participation of a broad spectrum of stakeholders i.e. representatives from government, local government civil society, private sector, focused groups, traditional leaders (chiefs), women's groups, disabled, youth, business community, regional development teams (RDTs) and persons living with disabilities. This process provides an opportunity to inform stakeholders of the new development agenda and their roles in the implementation of the agenda. The product of this annual reviews is the production of the national progress report on the implementation of Agenda 2030 which is presented and endorsed by Cabinet and Parliament.

3.2. Integration of the Sustainable Development Goals in National Frameworks

The **National Development Strategy (NDS)** has been the main framework for the achievement of sustainable development in the country. The NDS was originally produced in 1997 and covered a 25-year time horizon. The NDS has been operationalized by the Poverty Reduction Strategy and Action Programme (PRSAP) and a series of medium term plans. In response to a changed development context domestically and abroad, its revision started in 2014. The NDS review coincided with the development and adoption of the Agenda 2030 which presented an opportunity for integration of the agenda and other emerging development issues. Annex 3, shows how the link between the NDS and the Global, Continental and Regional Development Agendas.

The NDS was reviewed and updated embracing the principles of sustainable development fostering good alignment between the NDS targets and the SDGs targets. The outcome of the review was titled **Strategy for Sustainable Development and Inclusive Growth (SSDIG)**. The SSDIG has seven (7) Macro-economic Areas/Pillars as follows;

- 1) Agricultural Development
- 2) Economic Acceleration, Industrialization and Diversification
- 3) Environmental Management and Sustainable Development
- 4) Human Capital Development
- 5) Infrastructure Development, Balanced Regional Growth and Urbanisation
- 6) Research for Development
- 7) Governance and Sound Economic Management

During 2019, a National Development Plan covering the period 2019/20 -2021/22 was adopted. The NDP is focused on bringing back the economy into the recovery trajectory and is anchored on the principles of good governance and focused on attaining fiscal consolidation, inclusive and sustainable growth and creating a conducive environment for a vibrant private sector that is export-oriented and employment creat-

ing. The National Development Plan incorporates Agenda 2030 and Agenda 2063 as well as other emerging issues. It outlines National Outcomes which are based on the medium term priorities of the country.


As the new government assumed office, they developed the Eswatini Strategic Road Map 2019-2023 which outlines development priority areas of focus which includes Agenda 2030 on the SDGs and Agenda 2063. The NDP and the ERS seek to turn around the economy to bring it back on the recovery path and place strong emphasis on promoting private sector growth and participation in the economy.

The life span of the NDS and the NDP comes to an end during 2022. In an endeavor to prepare a new development agenda, a preliminary assessment of the performance of the NDS and vision 2022 as well as a roadmap for the development of the successor NDS and Vision have been done. As part of this, a preliminary assessment on the performance of the current NDP has been carried out. The NDS assessment and the roadmap has been endorsed by Cabinet and plans are underway to engage in the development of the successor NDS and vision which will inform future NDS which will guide development of the country for the next 25 years. It will form the basis in the development of sector plans and policies. It is anticipated that the preparation of the new development strategy, vision and medium term plan will take into consideration the global and continental commitments including emerging issues through a process that is highly participatory and inclusive.

3.3. Prioritization and Domestication of the SDGs

The country prioritized and ranked the SDGs giving due attention and consideration to domestic contextual realities and future development potentials. Special attention was given to objective realities prevailing in the country particularly perceived national focus areas for development and prevailing development gaps. In addition, consideration was given to challenges, potential for development and promotion of human development dynamics when prioritizing the SDGs.

The prioritised goals for the medium term were:



Promote sustained, inclusive and sustainable economic growth, full and productive employment and decent work for all.



End hunger, achieve food security and improved nutrition and promote sustainable agriculture.



Ensure inclusive and equitable quality education and promote lifelong learning opportunities.



Ensure healthy lives and promote well-being for all at all ages.



Ensure availability and sustainable management of water and sanitation for all.



Ensure access to affordable, reliable, sustainable and modern energy for all.



Build resilient infrastructure, promote inclusive and sustainable industrialization and foster innovation.



No poverty.



Climate action.

These SDGs had potential for overall growth including possibilities for generating better backward-and forward linkages, diversification of economic base and domestic supply capacity, export and trade promotion

The SDGs were classified into three groups: the 'prioritised' which are the main focus for the country in the medium term; 'enablers' is the ideal environment or conditions for the implementation and achievement of other SDGs, 'cross-cutting issues' as areas for integration in implementation of the goals.

The SDGs prioritization process resulted in the following tabular presentation:

Table 1: **Prioritization Matrix**

PRIORITISED GOAL	CROSS CUTTING ISSUES	ENABLERS
2. Zero hunger	1. No poverty	10. Reduced inequalities
3. Good health and well-being	5. Gender equality	13. Climate action
4. Quality education	11. Sustainable cities and communities	14. Life below water
6. Clean water and sanitation	12. Responsible consumption and production	15. Life on land
7. Affordable and clean energy		16. Peace justice and strong institutions
8. Decent work and economic growth		17. Partnership for the goals
9. Industry innovation and infrastructure		
1. <i>No poverty</i>		
13. <i>Climate action</i>		

Source: SDGs Baseline Report 2016

The prioritization process led to the domestication of the indicators where the targets and indicators were reviewed in the local development context using the following groupings;

- i. Poverty sectors (Goals 1, 2, 10),
- ii. Social sectors (Goals 3, 4, 5, 16),
- iii. Environment (Goals 6, 7, 11, 13, 14, 12, 15), and
- iv. Economy sector (8, 9, 17).

The SDGs domestication process involved;

- a) Awareness raising and/or advocacy one through sensitization workshops, campaigns and using the local media i.e. radio to reach out to all sectors and the citizens in their respective communities;
- b) Incorporating information on the SDGs in the curriculum including tertiary level;
- c) Development of new or review and alignment of existing sector and local level policies and development plans that incorporates the SDGs;
- d) Nominating SDG Focal Persons in line ministries;
- e) Taking into consideration location, age groups, gender in the monitoring SDGs/ NDP indicators and
- f) Continuous engagement of stakeholders at national and regional/ local level in reviewing progress made under the Agenda 2030 (including the VNR)

The effort in domesticating the SDGs has contributed immensely in creating ownership and understanding of the SDGs at national and regional/ local level. Awareness of how development projects link with the SDGs have enable local communities to mobilize resources and eagerness to learn from regions/ localities that are making good progress as far as development and the SDGs are concerned.

In effort to popularize and increase knowledge about the SDGs, the country translated the SDGs into the local language, Siswati, developed promotional material which were used during sensitization campaigns.

3.4. Integration of the economic, social and environmental dimensions

Since the adoption of the SDGs, government seeks to put in place polices that takes into consideration the three dimensions for sustainable development namely; economic, social and environment. This is government that progress in some SDGs has multiplier effects on accelerating progress of other SDGs hence the need to be strategic in how resources are allocated. Policies relating to decent work such as the Eswatini National Social Security Policy (2020) show how SDG 8 is inextricably linked to many other Goals. The policy seeks to provide an enabling environment for citizens to be covered under social security scheme which advances human rights and progress on SDG 16, SDG 3, SDG 1, SDG 10 and SDG 5. This means that failure to make headway in implementing the Social security policy will not only hinder progress of SDG 8 by also the other goals. Conversely, progress on the implementation of the National Social Security Policy advancing towards SDG 8 and all other interlinked goals.

3.5. Leaving no one behind



Women

In 2015, World Leaders adopted the 2030 Agenda for Sustainable Development and its 17 Sustainable

Development Goals (SDGs). The 17 SDGs call for action by all countries to promote prosperity while maintaining peace, protecting the planet, the people and building partnerships.

In pursuit of SDG 5 on achieving gender equality and empowering all women and girls, the country has been making positive progress towards achievement of gender equality. Specifically, the country has committed itself to a number of regional and international instruments to promote gender equality, including the Convention for the Elimination of All Forms of Discrimination against Women (CEDAW), which Eswatini ratified without reservation, and the Southern African Development Community (SADC) Declaration on Gender and Development. It has also introduced policies laws and reforming existing ones to advance gender equality e.g. The progressive legislative reforms were initiated to further the promotion and protection of women and girls' rights and included amendments to the 1964 Marriage Act (with a focus on marital power that was violating women rights and contrary to the provisions of the constitution), prohibiting child marriage, and the passing of the Sexual Offences and Domestic Violence Act of 2018, which provides the framework to curb sexual and gender-based violence in the country.

In an endeavor to ensure participation of Women in decision making processes Eswatini has put in place measures to increase representation of women in Parliament and in Government, with the aim of reaching the target of 50 percent female MPs, as agreed by SADC. This include enactment of the 2018 Election of Women Act, designed to fulfill the constitutional requirement for quotas for the representation of women and marginalized groups in parliament.

The country continues to ensure compliance with laws and policies that protect women through it law enforcement institutions. It also continues to Raise awareness and encourage a change of attitude towards women and women's rights. Other initiatives include; expanding opportunities for social and economic empowerment of women and girls; collaborated with partners to introduce programmes that support participation of girls in sciences or male dominated subjects and supporting women to organize themselves into groups, networks and associations.

In the education sector, government has been and continues to provide equal opportunities for both boys and girls to access education under the Free Primary Education programme. During 2020, the Honorable Minister for Education made a public statement to the effect that girls who fall pregnant are not to be excluded from accessing education which is in line with the 2018 National Education and Training Sector policy. Available data also shows that there are fewer girls forced into early marriage. In the fight against abuse and violence in schools, the Ministry of Education has a toll free line for learners to report abuse and violence including bullying.

In solidarity with Women and girls that are victims and survivors of gender based violence, government is putting in place measures to improve access to vital services.



With assistance from development partners the Deputy Prime Minister's (DPM) office develop and adopted the national shelter guidelines to help prepare and respond to GBV issues. Social workers have been trained on the implementation of the guideline and are assisting organizations/communities in establishing shelters.

In July 2021, Eswatini opened its first formal GBV shelter constructed using standards outlined in the National Shelter Guidelines. Operated by a faith-based organization, the shelter can house 24 individuals, including one family in a separate room. The building structure is friendly for persons with physical disabilities and has no signage identifying it as a shelter.

Since its establishment, the shelter has housed at least 12 people, mainly adolescent girls, and young women. Shelters such as this one make it possible for those experiencing GBV to find refuge and resources to navigate the judicial, police, and social service systems, and facilitates access to critical protection should they find themselves in similar situations in the future. In September 2021, Eswatini opened a second shelter operating under the National Guidelines by the government and supported by

the US Embassy to protect victims of trafficking.

Despite the progress made progress has been affected by the unprecedented COVID-19 pandemic. Faced with the pandemic women in Eswatini continued to play a disproportionate role in supporting their families and responding to the virus, as frontline healthcare workers or as care-takers at home. Women's unpaid care work increased significantly as a result of school closures and the increased parental responsibilities women discharge, in addition to caring for the elderly. Women are one of the vulnerable groups that have been harder hit by the economic impacts of COVID-19 in Eswatini. This is because they are mostly engaged in informal employment which puts them at greater risk of falling into poverty. The most affected are rural women who bear the brunt of the COVID-19 pandemic.

Similar to many developing countries, the pandemic has also led to a steep increase in violence against women and girls. With lockdown measures in place, many women were trapped at home or in their communities with their abusers, struggling to access services affected by cuts and restrictions. After the lockdown, a number of girls had fallen pregnant and were at risk of dropping out of school. In Eswatini it is common to wake up to shocking news of domestic and intimate partner violence where, sadly, the lives of women and girls have been lost. All these challenges are not being taken lightly because they threaten to reverse the limited progress made towards gender equality and fulfilment of women's rights. Untacked, these challenges have the potential of exacerbating inequalities for women and girls in all spheres of life.

As we seek to recover from COVID-19, we are presented with a unique opportunity to recover better whilst recognizing the powerful roles that women and girls have played throughout the pandemic. With less than ten years remaining to achieve these goals, the country needs to accelerating steps implementing commitments on gender equality, reducing inequalities, fighting poverty and bringing women at the centre of decisions that affects them so as to ensure that no one is left behind.



Children

Government is concerned about the well-being of children because they are the future generation. Government realizes that investing in health and education of children does not only contribute to socio- economic growth but also to peace, stability and prosperity. In an effort to ensure that they are not left behind, government continues to monitor data on children through administrative data, and household data from census and surveys.

Recently through support from development partners, child well-being was assessed from the child rights based approach to ensure no child in Eswatini is left behind and that their rights are fulfilled. Data on children is centered around five (5) overarching areas of well-being for every child namely; (a) Survive and Thrive, (b) Learning (c) Social Protection (d) Environment and (e) Fair Chance. These five (5) areas are grounded in the 2030 Agenda for Sustainable Development. In line with these overarching areas of child well- being, Eswatini undertakes a stock taking of performance against 44 child related SG indicators to ensure no child is left behind. A dashboard on progress of each Child- wellbeing area was developed and status of indicator grouped to show indicators without data, with insufficient data, where acceleration is needed, on track and target already met. This is a powerful tool for quantifying the scale of the challenge posed by the SDG targets and identifying areas where the most effort is required to reach targets.

Inclusion of persons with disabilities in development agenda of Eswatini and in the COVID-19 response and recovery is a vital part of achieving the pledge to leave no one behind, and in line with the United Nations Convention of the Rights of Persons with Disabilities which Eswatini ratified in 2012.



Persons with Disabilities

The Government of the Kingdom of Eswatini remains committed to development, passing and implementation of key policies and legislations that ensure non-discrimination and equal access to opportunities, dignity, jobs, education and others. To this end, Government in collaboration with partners has undertaken the following towards fulfilment of the rights of Persons with Disabilities;

- National Policy on Disability 2013
- Development Persons with Disabilities Bill of 2018.
- Establishment of the Disability Unit
- Development of the 2015 – 2020 National Development Plan of Action, and
- Report to the Committee on the Rights of Persons with Disability.
- Conducted a census which led to the preparation of Disability, Albinism and Epilepsy Report. This is a tool that can be used for accountability, advocacy and data. In responding to the COVID-19 pandemic this tool became important in ensuring an inclusive humanitarian response to COVID-19.

Data on children is centered around **5**
overarching
areas of
well-being

1. Survive and Thrive
2. Learning
3. Protection
4. Environment and
5. Fair Chance

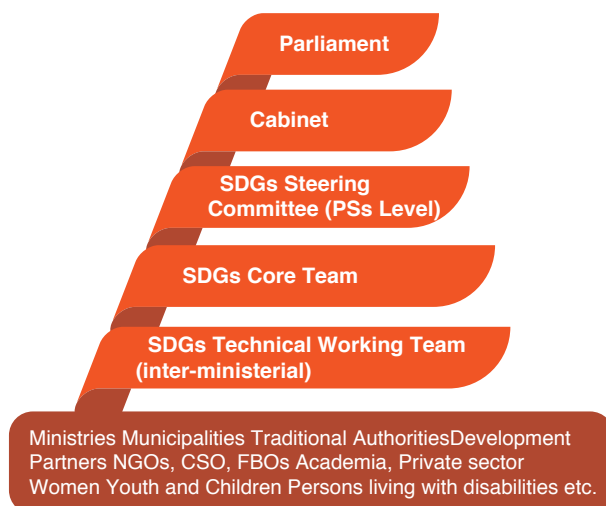
- Development of a policy brief on a disability-inclusive response to COVID-19 through the DPMO’s Department of Social Welfare in collaboration with the partners. People with disabilities are one of the most excluded groups and are among the hardest hit in this crisis in terms of fatalities. An integrated approach was needed to ensure that persons with disabilities are not left behind in COVID-19 response and recovery. The thinking behind the development of the policy brief was that disability inclusion will result in a COVID19 response and recovery that better serves everyone, and better able to suppress COVID-19 to a point where livelihoods are improved. This brief creates the understanding that securing rights of people with disabilities, is investing in our common future. The brief targets policy maker, implementing partners, education institutions and students, private sector organizations, financial institutions to name a few for them to take informed decisions with clear understanding that persons with disabilities have important contributions to make in life and also in tackling the crisis and building their future through their lived experiences and perspectives which offer new, creative, and innovative approaches to challenges.
- Plans are underway to operationalizing of the National Disability Advisory Council for Persons with Disability

In solidarity with persons with disabilities, government and development partners continue to support persons with disabilities through development and procurement of inclusive information, translating information (documents/ reports) to braille and sign language, procurement of assistive devices and equipment as well as providing them with a disability grant. Some partners have conducted visitation campaign in the four regions to ascertain the effects of the pandemic on persons with disabilities and supplies them with face masks and supplies to protect them from contracting the virus.

3.6. Institutional mechanisms

The process of conducting the VNR and preparation of the report was government led with the engagement of relevant stakeholders from the beginning of the process. Cabinet commissioned the Ministry of Economic Planning and Development (MEPD) to conduct the VNR as it is the Ministry mandated by government to coordinate and report on all development agendas including Agenda 2030 and Agenda 2063. Within MEPD, the SDGs Core Team was put in place and given the responsibility to lead the process of writing the VNR report and providing technical advice to MEPD.

Figure 2: Eswatini VNR Coordination and Reporting Structure



The SDGs Core Team comprises of MEPD officers including a representative from the Central Statistics Office. The SDGs core team collaborates with Ministries and stakeholders through the SDGs Technical Working Team TWT in order to get information and data. The SDGs TWT’s role is to monitor and report on progress made under the SDGs at sector level. The MEPD with the support from the SDGs Core team reports progress on the preparation of the VNR to the SDGs Steering Committee which comprises of Principal Secretaries responsible for the overall coordination of SDGs.

3.7. Systemic issues and transformative actions.

The table below present a summary of systematic issues that are of concern to the government of Eswatini as well as transformative actions to ensure achievement of relate SDGs.

Table 2: **Systematic Issues**

Concerns	System/ Area	Impact on SDGs	Transformative Action
Vulnerability of systems to external shocks	Service Delivery (i.e. Health, Education, Water, Energy, agriculture etc.)	SDGs 1, 2, 3,4, 6, 7, 8, 10, 13 and 16	Put in place contingency plans/ strategies to minimize effect of shock, establish social protection strategy and funding
New and emerging technologies in education and learning space of some developing countries and in local private education institutions could lead to deeper inequalities in the education system make catch-up difficult for public schools and affected learners.	Technology	SDG 4, SDG 8 and SDG 10	Invest in ICT infrastructure and equipment to bridge the gap between public and private, rural and urban schools. Build the capacity of teachers to use technology in delivering subject content
Dependence on energy imported from neighboring countries and high cost of Electricity	Energy generation pricing and systems	SDG 10 on Reducing Inequalities SDG 1 on Poverty Reduction SDG 8 on Decent Work and Economic Growth SDG 7 on Energy for All	Increase local generation of clean energy i.e. hydro power and solar energy Implementing low-cost renewable technologies may be the way forward.
Low agricultural production and dependence on food imports	Agricultural production systems	SDG 2 on Ending Hunger SDG 1 on Poverty Reduction SDG 1 on Poverty Reduction	Implement land reforms to improve access to land for agricultural purposes.

Chapter 4

Progress on the SDGs implementation



The progress on the goals is reported according to the four clusters adopted from the domestication process of the SDGs. There is a Poverty Goals cluster which has goal 1 on no poverty and goal 2, zero hunger. The Social Goals cluster is comprised of goal 3, good health and well-being, access to education (goal 4), gender equality (goal 5) and peace, justice and strong institutions (goal 16). There is also Economic Goals cluster that focuses on decent work and economic growth (goal 8), infrastructure and innovative industries (goal 9), end inequalities (goal 10) and partnership for the goals (goal 17). The last cluster is Environmental Goals cluster which involves access to clean water and sanitation (goal 6), access to clean and reliable energy (goal 7), resilient cities and communities (goal 11), responsible production and consumption (goal 12), combat climate change action (goal 13), life below water (goal 14) and life on land (goal 15).

4.1. Poverty Goals



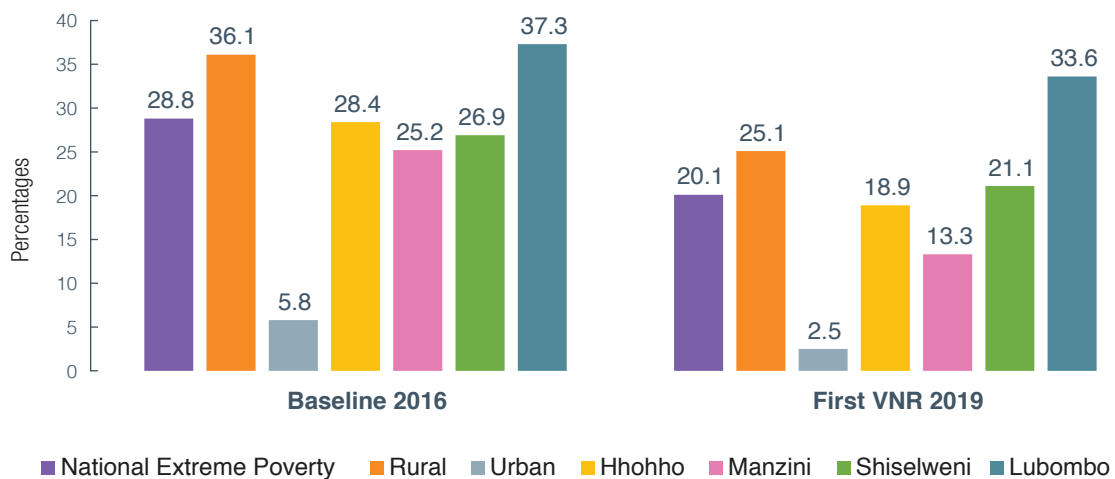
4.2.1. Goal 1: End Poverty in All Its Forms Everywhere

SDG 1 is about ending poverty in all its manifestations by 2030. It is in-line with SDG 1 of Agenda 2063 on A high standard of living, quality of life and well-being for all citizens. The aim of this goal is to ensure social protection for the poor and vulnerable, increase access to basic services and support people harmed by climate-related extreme events and other economic, social and environmental shocks and disasters. Prior to the adoption of the SDGs, Eswatini had already acknowledge poverty as a serious challenge and was already implementing measures to reduce poverty. Despite the efforts, reducing poverty and possibly eradicating it by 2030 in all its forms remains one of the greatest challenges the country is faced with today.



By 2030, eradicate extreme poverty for all people everywhere, currently measured as people living on less than \$1.25 a day

Figure 3: Proportion of Population Living Below Extreme Poverty



Source: EHIES 2010 and 2017

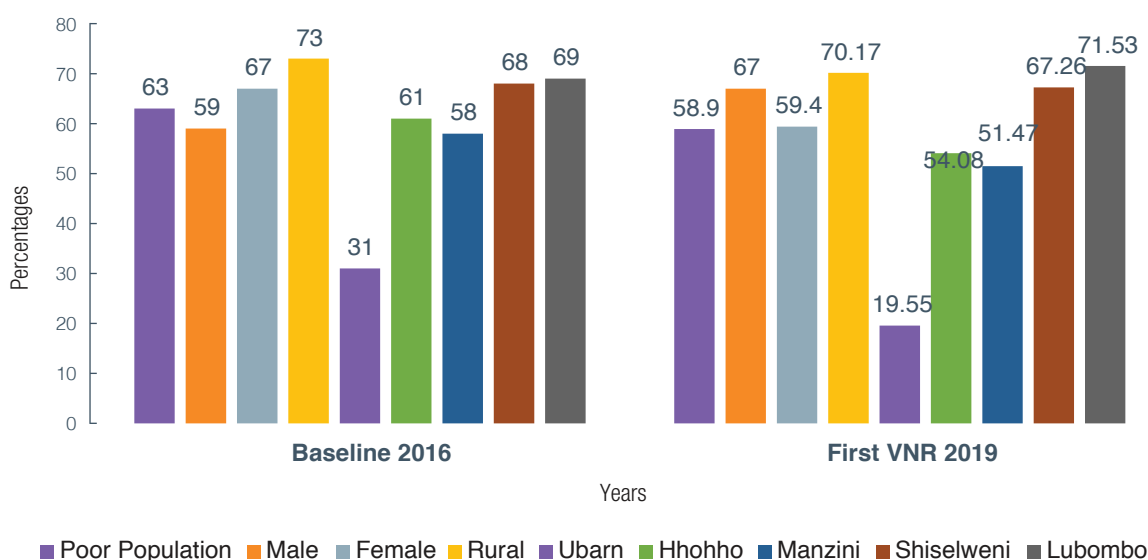
Latest available data from the EHIES (2017) shows that 20.1 percent of the country’s population is considered extremely poor (living on less than E463 per person per month) which is about 8 percent points lower than in 2010 where 28.8 percent of the population were considered to be extremely poor (living on less than E215.00 per person per month). The reduction in extreme poverty rate between 2010 and 2017 was a rural story. The rural headcount poverty rate fell by 11.0 percentage points from 36.1 to 25.1 percent while the corresponding change in urban areas was from 5.8 to 2.5 percent (3.3 percentage points).

There are also variations in the levels of extreme poverty between regions. Between 2010 and 2017, poverty rates declined in all four regions. Hhohho and Manzini experienced the largest drops, with regional headcount ratio falling from 28.4 percent and 25.2 percent to 18.9 and 13.3 percent respectively. Lubombo which is the poorest region had the highest level of extreme poverty showing a slight decline from 37.3 percent to 33.6 percent during 2010 and 2017 respectively. This shows that the gap between the poorest and the richest region remains wide.

Target 1.2

By 2030, reduce at least by half the proportion of men, women and children of all ages living in poverty in all its dimensions according to national definitions

Figure 4: **Proportion of Population Living below the International Poverty Line**



Source: EHIES 2010 and 2017

The proportion of people living below the national poverty line (living on less than US\$1.9 a day or E975 per person per month) is 58.9 percent which is an improvement from 63 percent in 2009 and 69 percent in 2000. Recent data from the EHIES (2017) shows

that the prevalence of poverty is higher for males (67 percent) than females (59.4 percent) which is a reverse of the situation in 2010 where females (67 percent) were the most affected than males (59 percent).

This is because development interventions were targeted at women to empower them. It also shows that poverty is disproportionately concentrated in rural areas with 70.1 percent of rural residents living below the national poverty line compared to 73 percent during 2010. Urban poverty rate on the other hand fell from 31.1 percent in 2010 to 19.6 percent in 2017. Available data from the 2010 and 2017 household Income and Expenditure survey also shows that there are regional disparities in terms of the level, depth, and severity of poverty amongst the four regions of the country.

In both 2010 and 2017, Lubombo and Shiselweni region had the highest poverty rate, poverty depth, and severity. The poverty rate for Lubombo and Shiselweni regions stood at 71.5 percent and 67.3 percent respectively. Poverty level in Eswatini have been historically high and progress has been slow in reducing it to the national target of 31.5 percent by 2030.

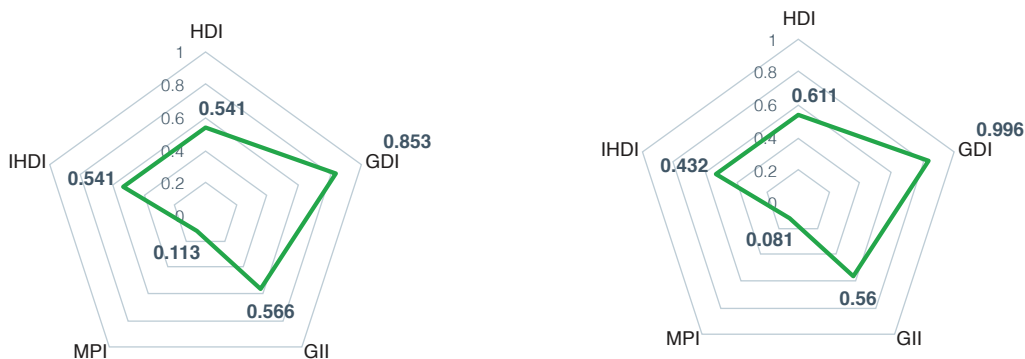
The COVID-19 pandemic, climate change and the recent unprecedented civil unrest presents a recent threat to the gains made in reducing extreme poverty by 8.8 percentage points and poverty by about 4 percent points between 2010 and 2017. The pandemic has worsened the problems of high unemployment, poverty, inequality and economic growth. It is anticipated that the proportion of population living below the national poverty line will increase within the range of 2.3 percent to 5.6 percent as a result of the emerging challenges². This implies that about 27,435

to 65,844 additional people may fall below the poverty line. The emerging challenges are threatening to reverse progress achieved under this goal hence need to be addressed.

Considering poverty in all its dimensions, the Eswatini's HDI value and rank for 2019 stood at 0.611 – which put the country in the medium human development category, positioning it at 138 out of 189 countries and territories. Three indicators used to measure the HDI show that mean years of schooling and expected years of schooling have been increasing while life expectancy at birth remained low mainly due to HIV/AIDS. Eswatini's 2019 HDI of 0.611 is below the average of 0.631 for countries in the medium human development group and above the average of 0.547 for countries in Sub-Saharan Africa.

On the other hand, Eswatini's Multidimensional Poverty Index (MPI) estimation refer to 2014 with 19.2 percent of the population (218 thousand people) being multidimensionally poor. An additional 20.9 percent are classified as vulnerable to multidimensional poverty (237 thousand people). The breadth of deprivation (intensity) in Eswatini, which is the average deprivation score experienced by people in multidimensional poverty, is 42.3 percent. The MPI, which is the share of the population that is multidimensionally poor, adjusted by the intensity of the deprivations, is 0.081. This means that about 19.2 percent of the population are deprived in 3 or more dimensions. There is a need to channel support to this group of people.

Figure 5: Human Development Indices 2016 and 2019



Source: Human Development Report 2016 and 2019

²COVID-19 Recovery Needs Assessment 2021



Target 1.3

Implement nationally appropriate social protection systems and measures for all, including floors, and by 2030 achieve substantial coverage of the poor and the vulnerable

20

About 1,172,349 people were beneficiaries of at least one social protection program according to the Social Security Inquiry (SSI) report (2021). Of these beneficiaries, 554,077 (47 percent) were male while 618,264 (53 percent) were female. Considering the population size of the country, this data shows that some beneficiaries could have received support from two or more schemes. The SSI report also states that a majority (83 percent) of the beneficiaries received support for social assistance while 7.1 percent received in-kind support and only 3.4 percent of beneficiaries received employment related support.

In terms of contribution to social security, only 118,019 citizens contribute to the pension system of which 33,100 are males and 84,838 are females. This translates to 31.6 percent of the working aged population. This results in having only 26 percent of older persons aged 60 and above receiving a contributory pension, and a majority are the senior citizens only eligible to benefit under the government elderly grants programme.

Non-contributory social protection is provided through various programmes. The Government, through the Ministry of Health, runs a medical Fund called the Phalala Medical Fund, which is wholly financed by Government and whose main focus is access to specialist medical services. The Deputy Prime Minister's Office administers social welfare services and the Ministry of Labour and Social Services administers Education Grants. Other programmes include the World War Veterans Military pension (including widows), universal school feeding, a grant to support school attendance in Public Schools for Orphans and Vulnerable Children (OVC), Universal Old Age Grants and income grants/Public Assistance to persons with disabilities.

The number of OVC beneficiaries has increased from 58,499 in 2019/20 to 58,193 in 2020/21 and 60,373 during 2021/22. This is because more and more eligible citizens are now aware of the grant and are able to meet the requirements to access the grant.

There has been programme by the Ministry of Home Affairs to support children to get birth certificates so that they meet the requirements to access the grant. The increase in the number of OVC is associated with the burden of diseases (HIV, TB and Non-communicable diseases) which is faced by the country. The number of OVC benefitting from the grant is expected to increase in the upcoming years due to the impact of COVID-19. Beneficiaries of the elderly grant increased between 2019/20, 2020/21 and 2021/22 from 71,797 to 74,955 and 75,481 beneficiaries respectively. The increase in the number of elderly people benefitting from the grant is due to improvements in life expectancy from 58.3 in 2019 to 62.96 in 2021. With regards to social protection for the Persons with disabilities, it was observed that the number of beneficiaries under the disability grant stood at 5,144 during 2019/20 and 5,019 in 2020/21.

During 2021/22 there was a sharp increase in the number of beneficiaries for persons with disabilities to 9,654. The increase was a result of government expanding support to eligible citizens who were previously not covered. The table below presents the population covered by social protection programmes and corresponding budget allocated under each grant between 2016/17 and 2020/21. Social protection as share of national budget increased from 7.8 percent in 2019/20 to 9.7 percent in 2020/21 whilst as a share of GDP it increased from 2.4 percent to 3.3 percent in the same period. Generally, government expenditure on the above mentioned social protection programmes, has been increasing to match the increase in the number of beneficiaries.

Table 3: **Proportion of Population Covered by Social Protection Floors**

Indicator	2019/2020	2020/21	2021/22
Number beneficiaries under the OVC grant	58 499	58 193	60 373
Number of beneficiaries under the elderly grant	71 797	74 955	75 481
Number of beneficiaries under the disability grant	5 144	5 019	9 654
Government budget allocation for social protection programmes			
Govt. budget allocation –OVC grant (E)	190,000,000	180,000,000	170,000,000
Govt. budget allocation –elderly grant (E)	416,833,454	466,833,454	466,833,454
Govt. budget allocation – disability grant (E)	8,708,000	18,708,000	28,708,000 ³

Source: DPMO Annual Report. GoE Estimate books (2019/20 and 2020/2021)

The SSI report (2021) reveals that only 15 percent of children were covered by social protection programmes. However, a higher (81 percent) percentage of children receive free lunch at school and in communities. In addition to this, it also states that Only 5 percent of the estimated number of

persons with disabilities received a social grant. Furthermore, findings from the SSI report shows that out of the estimated 359,685 people who were food insecure in 2019, only 21 percent received social assistance through cash based transfers.



Target 1.4

By 2030, ensure that all men and women, in particular the poor and the vulnerable, have equal rights to economic resources, as well as access to basic services, ownership and control over land and other forms of property, inheritance, natural resources, appropriate new technology and financial services, including microfinance

In relation to basic health services, the EHIES (2017) reveals that the average distance to the health care facility is about 11 kilometres. The rural population on average covers more distance to the health care provider than the urban population at about 12 kilometres and 10 kilometres respectively. The Lubombo region has the highest average distance of about 13 kilometres and the rest of the regions have an average distance of about 11 kilometres. This is due to increase improved investment in infrastructure (roads and clinics).

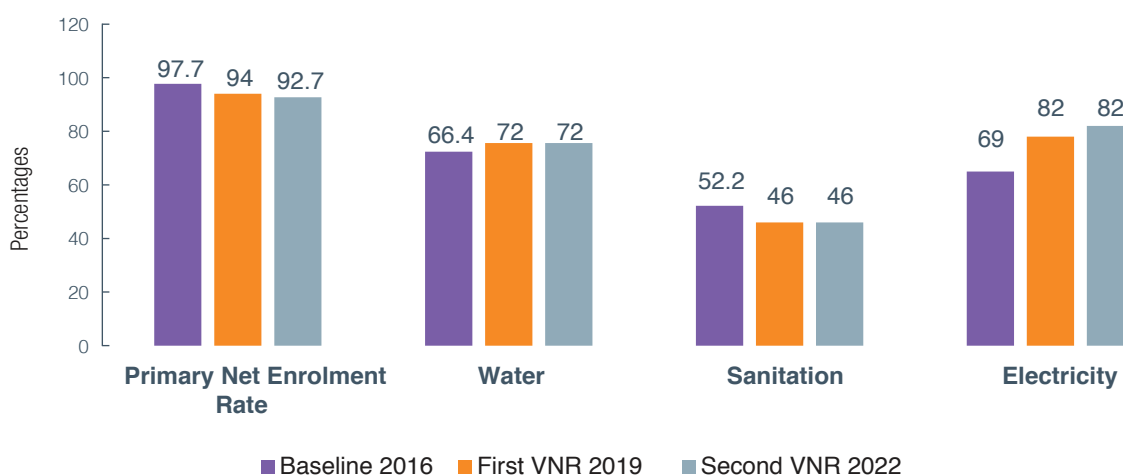
Recent studies in the education sector also shows that access to education has improved in the last 10 years. The Education analysis report (2021), states that access and retention have improved but many children still drop out before completing school, and those are children who are typically from the poorest families. Although there is near universal access to primary education, and access to secondary education has increased for children from all income groups. However, many are still not accessing or completing secondary education.

³Source: DPMO annual report, GoE estimate books (2019/20 and 2020/2021)

An estimated 22,000 among those aged 15-19 years, equivalent to 17 percent of this age group, are out- of school and many of them have not even completed basic education. The most disadvantaged group of all are children from the poorest 20 percent of households in rural areas who are significantly less likely to complete each level and to access secondary

education than the most advantaged group of children from the richest 20 percent of households in urban areas. Access to education and retention is lower for children living in Lubombo and Shiselweni regions than in Hhohho and Manzini regions, but there are no significant differences in access or retention by gender.

Figure 6: **Proportion of Population in Households with access to basic services**



Source: EHIES 2010 and 2017

With regards to **access to clean and safe water**, the EHIES (2017) shows that the share of the population with access to improved water increased from 66.4 percent to 72.0 percent between 2010 and 2017. The report also shows that the gap between the proportion of people with access to improved water sources in rural and urban areas narrowed from 32.2 to 26.9 percentage points between 2010 and 2017. Despite the improvement, rural areas still have lower access rates compared to urban areas.

Apart from the rural/ urban disparities, access to improved water sources also differs by region. In 2017, Manzini had the highest (73.8 percent) proportion of people with access to improved water sources while Shiselweni had the least (67.3 percent) followed closely by Lubombo at 67.7 percent.

Nationally, access to electricity increased from 69 percent in 2014 to 82 percent in 2020. For rural poor

households, access to electricity has increased significantly from 55 percent in 2014 to 69 percent in 2020. The improvement was large due to the Rural Electrification Program (REP). The Shiselweni region has the lowest percentage of households connected to a functional ECCE grid at 52 percent (EHIES, 2017).

Land is a key economic resource inextricably linked to access to, use of and control over other economic and productive resources. The Eswatini Constitution guarantees that all citizens have equal access to land, regardless of gender nonetheless there are still limitations in the implementation of the constitution. Section 211 (2) of the Constitution provides that “a citizen of Swaziland, without regard to gender, shall have equal access to land for normal domestic purposes.” There are two major categories of land tenure in Swaziland: Swazi nation land and title deed land or freehold tenure of land.

The Deeds registry shows that during 2016, 79.6 percent of the tenure rights registered were for men and the remaining 20.4 percent were for women. Latest available information from the Deed Office show that during 2021 there were 5 536 more tenure rights registered of which 2346 were for woman and 3190 for men. Reports from the Deeds Office also indicate a slight decline in the registration of land rights in the last two years (2020 and 2021) which is associated with the impact of the COVID-19 pandemic. What has been observed is an increase in the mortgaging of land as opposed to acquiring of land.

It is difficult to monitor access to Swazi National Land for both men and women due to absence of institution that collects and report of this data. Another challenge regarding access to Swazi Nation Land is the inability to finalize and adopt the National Land Policy which has remained a draft since 2009, weaknesses in adherence of the constitution with regards to access to land especially women resulting in issues of transparency and accountability and discrimination. This hinders development on land generally for the whole country specifically where issues of access to land, land use and security of tenure are concerned.



Target 1.5

By 2030, build the resilience of the poor and those in vulnerable situations and reduce their exposure and vulnerability to climate-related extreme events and other economic, social and environmental shocks and disasters

Since the 2019 VNR report, the country experienced economic, social and environmental shocks which resulted in some segments of the population being pushed into poverty. These include the COVID-19 pandemic, Cyclone Eloise and the civil unrests. By December 2020, one-third of Eswatini's population (366,260 people) were in urgent need of food assistance because of unusually high food prices emanating from the COVID -19 restrictions.

In an effort to respond and build resilient, the country developed and implemented sector contingency plans including the Post COVID- 19 Economic Recovery Strategy. In line with these plans and strategy, the Government of Eswatini provided relief assistance to those most affected by COVID-19 disruptions. This included a food assistance program at a total cost of E270 million for 301,762 people (23 percent of the population) in 63,000 households whose livelihoods were disrupted by the lockdown. These households received E700 per month in cash instead of food assistance for them to choose what they purchase, to prevent them crowding and violating physical distancing guidelines at food distribution points, and to eliminate costs of delivering food. In addition to food assistance, the government created

a Relief Fund for formal sector workers who were unpaid or retrenched during the COVID-19 lockdown, suspended the Eswatini National Provident Fund contributions to support employers and protect employees against retrenchment, and deferred planned increases in electricity and water tariffs for urban residents. In response to the unprecedented unrest, government established the re-construction fund to assist businesses that were affected during the riots mainly in terms of infrastructure investment. With regards to government's response to Cyclone Eloise, the affected citizens were provided with food parcels and damaged structures rehabilitated and in some selected cases constructed.



Target 1.a

Ensure significant mobilization of resources from a variety of sources, including through enhanced development cooperation, in order to provide adequate and predictable means for developing countries, in particular least developed countries, to implement programmes and policies to end poverty in all its dimensions

Development assistance in Eswatini has contributed significantly towards poverty eradication since the last VNR in 2019. The bulk of resources allocated by partners goes towards the social sectors which include health, education agriculture and social protection. During 2019, about 60 percent of external assistance was allocated to the health sector

followed by the water and sanitation sector which accounted to 18 percent of external assistance. Even though the health sector continued to receive the largest share of external assistance during 2020/21, it's share had been reduced to 41 percent. In both financial years, agriculture received a small share of the external assistance.

Figure 7: External Assistance



Source: External Assistance Report 2019/20 and 2020/21

Key Achievements

- Decline in the proportion of people living below the poverty line (living on less than US\$1.9 a day or E975 per person per month) from 63 percent in 2009 to 58.9 percent in 2017.
- Developed the National Social Security Policy (2020).
- Successfully conducted a Social Security Enquiry which provides a comprehensive analysis of the coverage and financing gaps of Social Protection system as a basis for building or improving the social protection floor in the country.
- Successfully conducted an assessment of Public Employment Services and Active Labour Market Policies in the context of the proposed Unemployment Benefit Scheme in Eswatini.
- In terms of sustainability to livelihood there has been an increase in the number of households particularly in rural areas that have access to clean and reliable energy.
- Increase in the number of persons with disabilities covered by social protection floors.

Key Challenges

- Progress in reducing poverty is slow and inadequate to meet target by 2030.
- The Social Assistance programmes provided by government including the OVC, elderly, disability grants, school feeding and the funds (i.e. RDF, Youth Fund etc.) have a small /marginal effect in reducing the proportion of the population living below the poverty line.
- Even though OVC is targeting secondary school going children, there is little impact on access to secondary education due to poor screening and targeting and discrepancies in fees charged by schools at this level. OVC grant amounts is not enough to meet the financial needs of those already benefiting. Grant does not cover top-up fees charged by schools; costs for transport to and from school or uniforms; or any costs of living.
- The lack of a land policy hinders access to land tenure rights and development.
- Some basic services are still inaccessible particularly in rural communities due to long distances.
- Livelihood of population living in rural areas is compromised by high cost of some basic services i.e. electricity, internet. This limits the standard of living for the affected population.

Recommendations

- Ensure that the approved national development plans and budget are pro-poor prioritizing social protection investment.
- Invest in Human Capital Development to ensure that the future workforce has the right skill mix needed for future jobs and for self-sustenance.
- Adopt a social assistance system that offer a mix of social assistance programme applying the life cycle approach, to respond and build resilience to shocks.
- Improve the effectiveness of social assistance programmes by improving the targeting and size of the grant as well addressing non-financial barriers that perpetuate poverty and inequality.

- Conduct periodic assessment on poverty situation and economic growth.
- Develop and implement a poverty reduction strategy with special focus on the poorest regions Lubombo and Shiselweni regions
- Implement fiscal policies to distribute the benefits of growth fairly
- Improve governance and strengthen institutions
- Government needs to bring closer the services to the people
- Government needs to finalize and implement the land policy which will guarantee the rights of all Emaswati to access land based on their needs.
- Establish the Poverty reduction forum
- Establish a poverty reduction fund with effective regulations and close monitoring and evaluation.

4.2.2. Goal 2. End Hunger, Achieve Food Security and Improved Nutrition and Promote Sustainable Agriculture

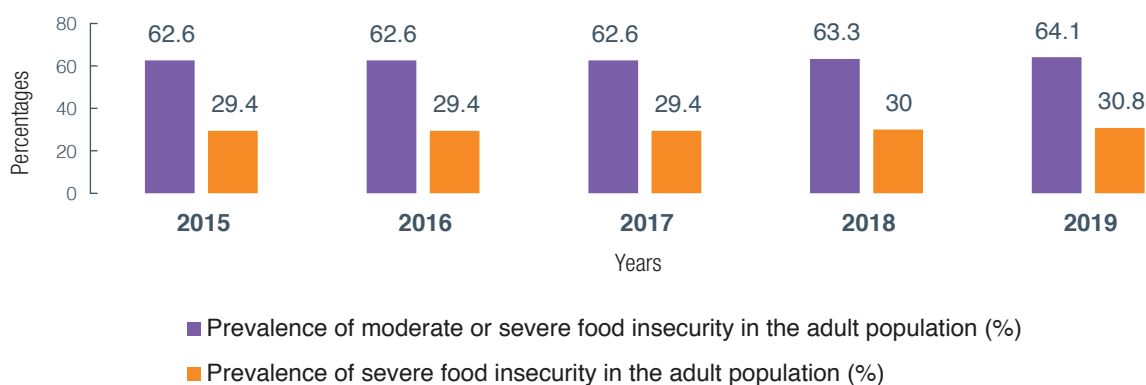
This goal entails total elimination of hunger by ensuring food security, improved nutritional status and promoting sustainable agriculture. It is in-line with goal 5 on of Agenda 2063 on Modern agriculture for increased productivity and production. It is also one of the SDGs that have been prioritized by the Government of Eswatini in order to alleviate hunger, poverty and disease, and for economic development. During 2019, the Government of Eswatini working with key sectors undertook the Eswatini Zero Hunger Strategic Review (EZHSR) in an effort to inform implementation of SDGs 1 and 2 on ending poverty and hunger among its citizens which is in line with the Global Zero Hunger Challenge. The Review analyzed the current food and nutrition security situation in the country and identified opportunities to strengthen programmes and strategies towards the attainment of zero hunger. The review confirms that the country is food insecure and cannot meet its national dietary requirements for grain or protein sources.



Target 2.1
By 2030, end hunger and ensure access by all people, in particular the poor and people in vulnerable situations, including infants, to safe, nutritious and sufficient food all year round

The latest data on undernourishment suggest that Eswatini has managed to reduce chronic hunger over the years, from a high of 20.7 percent in 2011 to a value of 11.6 percent in 2019. SDG Target 2.1 challenges countries to go beyond ending hunger and ensure access for all to safe, nutritious and sufficient food all year round. SDG indicator 2.1.2 – the prevalence of moderate or severe food insecurity in the population, based on the Food Insecurity Experience Scale (FIES) – is used to monitor progress toward ensuring access to adequate food for all. The latest figures for this indicator suggest that almost two thirds of the population (64.1 percent) experienced moderate or severe food insecurity in 2019, and almost on third of the population (30.8 percent) experienced severe food insecurity. The prevalence of moderate plus severe food insecurity in Eswatini is higher than the regional value for Southern Africa (44.3 percent) and for Sub-Saharan Africa (59.9 percent).

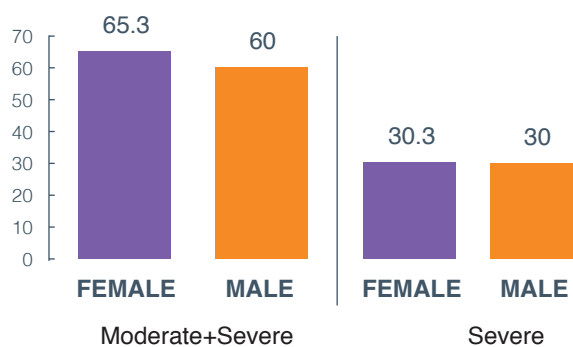
Figure 8: **Prevalence of moderate and severe Food Insecurity**



Source: Annual Vulnerability Assessment and Analysis Report, 2021

Further disaggregation of this indicator by sex also reveals a gender gap in food access, with the proportion of women experiencing moderate or severe food insecurity (65.3 percent) being larger than the equivalent proportion of men (60 percent). However, when only looking at severe forms of food insecurity, figures for women and men are very similar.

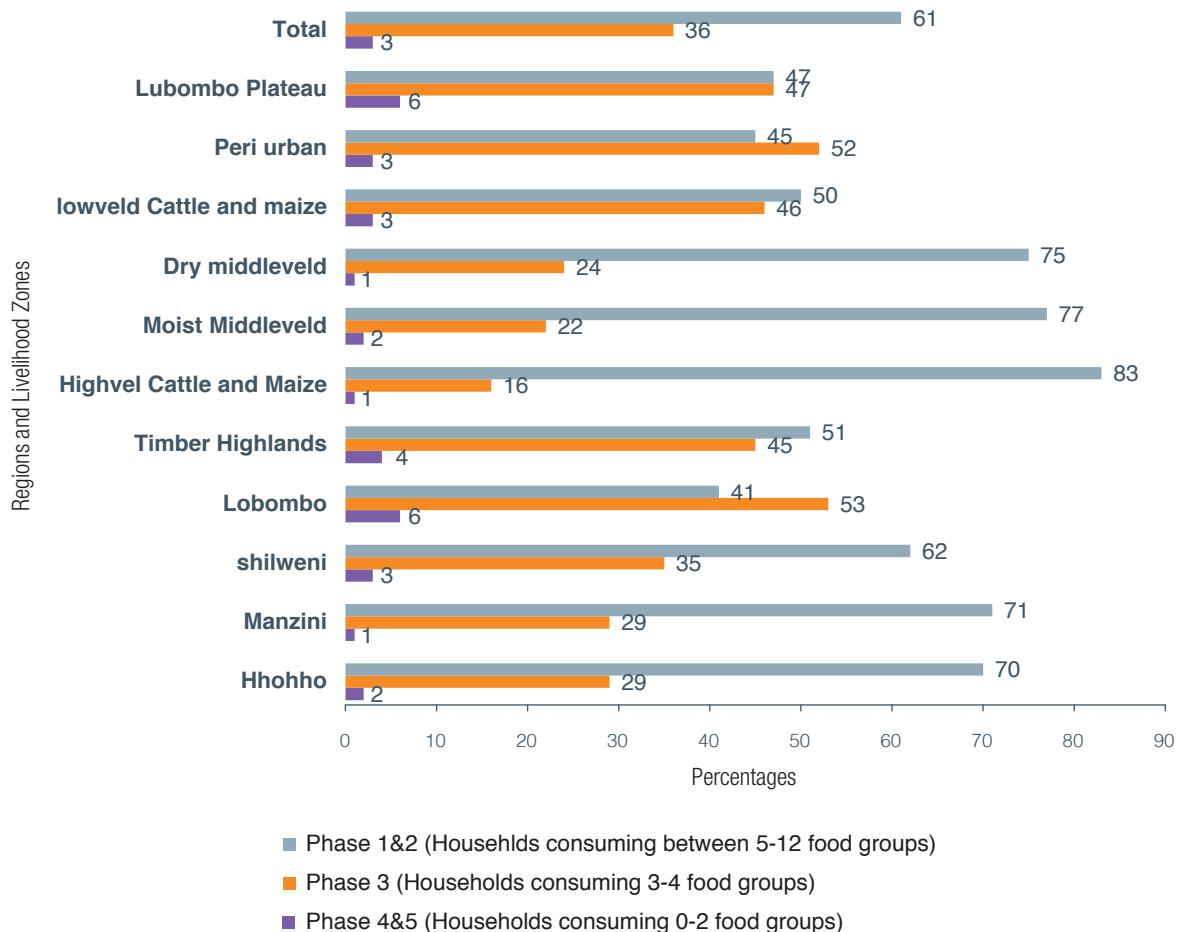
Figure 9: **Prevalence of Moderate and severe Food Insecurity in Eswatini, 2019**



Source: Annual Vulnerability Assessment and Analysis Report, 2021

Following the recently observed shocks COVID-19 and cyclone Elios, the country experienced escalation in food prices particularly for the basic food commodities which worsened food access and ultimately food insecurity for the poor households.

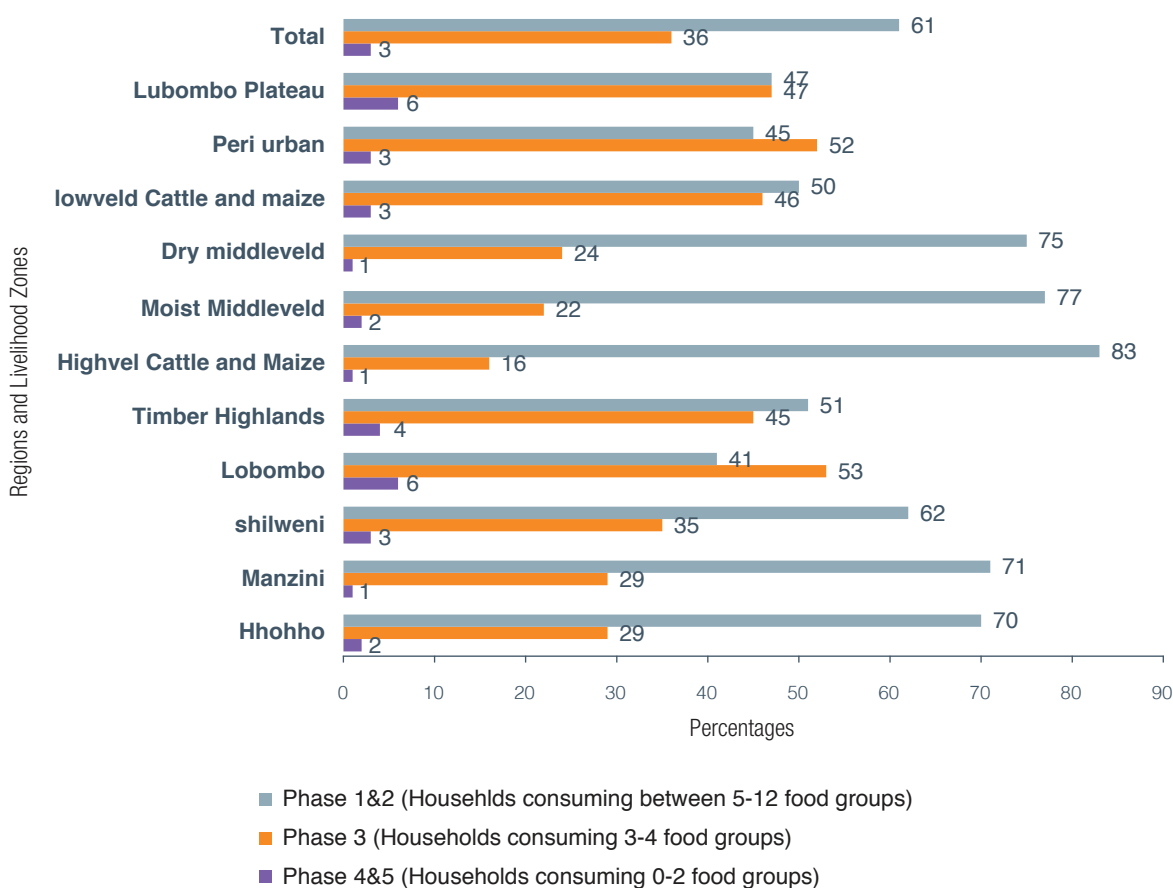
Figure 10: Rural Household Dietary Diversity Score



Source: Annual Vulnerability Assessment and Analysis Report, 2021

A complementary indicator to assess food access is the Household Dietary Diversity Score is used. This is a qualitative measure of food consumption that reflects household access to a variety of foods where by an increase in the average number of different food groups consumed at household level means improved household food access and nutrition. According to the Annual Vulnerability Assessment & Analysis Report 2021, overall, 61 percent of rural households reported to be consuming between 5 – 12 food groups (IPC Phase 1&2) while 36 percent reported to be consuming 3-4 food groups (IPC Phase 3). Only 3 percent reported poor/low dietary diversity. The Lubombo region remains with the highest proportion (6 percent) of households with the low Household Dietary Diversity Score (HDDS) when compared to the other regions. In terms of the livelihood zones, the Lubombo Plateau has the highest proportion. On another note, Peri-Urban had the highest proportion of households with moderate HDDS which points to stress being experienced by households accessing diversified food groups.

Figure 11: Urban Dietary Diversity Score



Source: Annual Vulnerability Assessment and Analysis Report, 2021

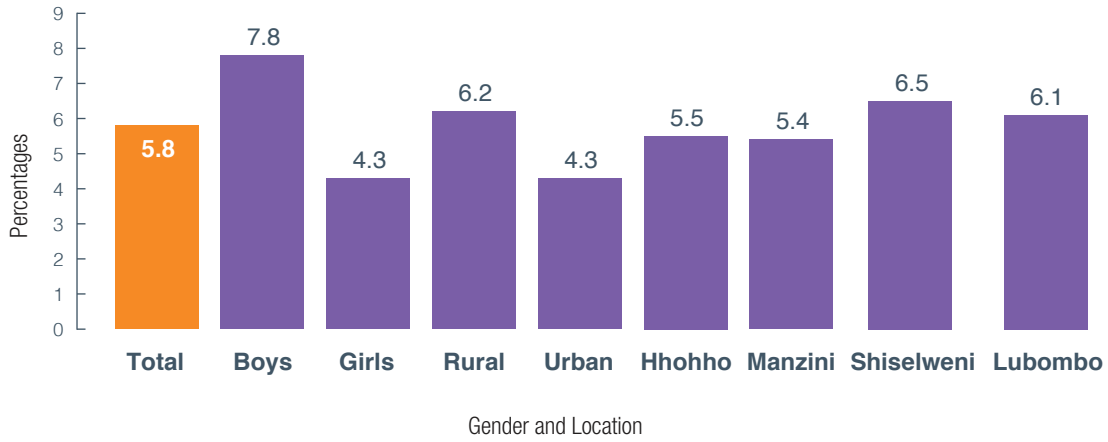
Consumption of diversified food groups within urban areas is as high as 77 percent with households reported to be consuming 5 – 12 groups. Only 6 percent of households in urban areas were reported to have a poor HDDS. Manzini urban areas have the highest proportion of households in IPC Phase 3+ HDDS (30 percent) when compared to other regions.



By 2030, end all forms of malnutrition, including achieving, by 2025, the internationally agreed targets on stunting and wasting in children under 5 years of age, and address the nutritional needs of adolescent girls, pregnant and lactating women and older persons

The national prevalence of underweight for children under 5 years increased from 5.54 percent reported in the last VNR during 2019 to 9.2 percent during 2021. It was highest in the Shiselweni region at 9.3 percent compared to 5.1 percent reported in the 2019 VNR. Underweight for children below the age of 5 years was lowest in the Manzini region at 4.3 percent. The high prevalence of malnourished children in rural areas and amongst boys necessitate investment in nutrition support as well as inter-sectoral collaboration and partnership for nutrition. The Shiselweni and the Lubombo regions have highest prevalence rate at 6.5 percent and 6.1 percent respectively. The figure below shows the undernourishment for under 5s by gender and location.

Figure 12: **Prevalence of Undernourishment for children Under 5 years**

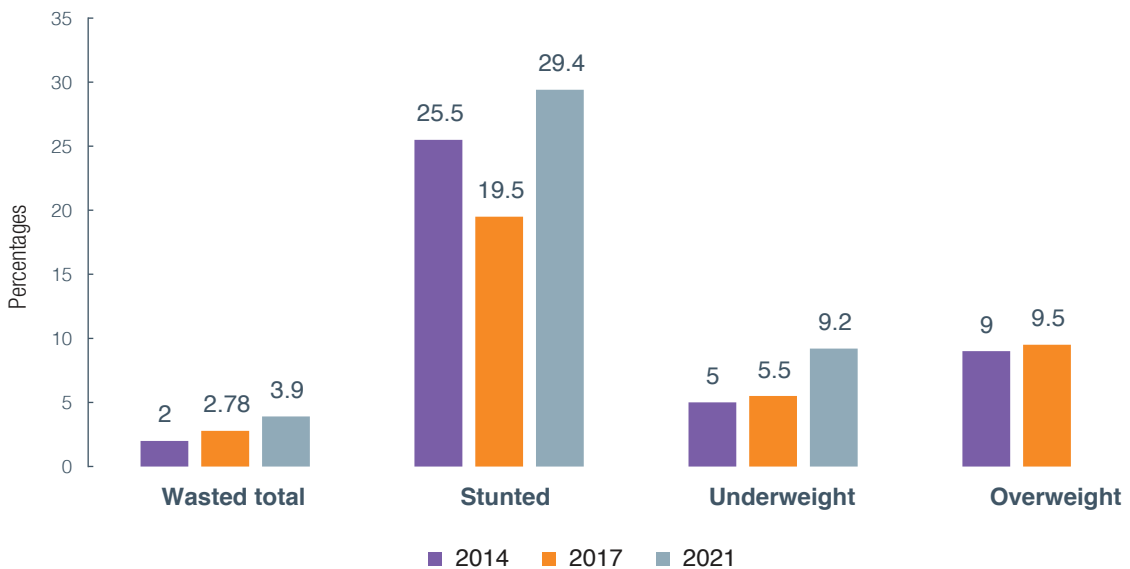


Source: Annual Vulnerability Assessment and Analysis Report, 2021

Stunting, which is a sign of chronic malnutrition, and problem in Eswatini as in other developing economies. The latest available information from the Annual Vulnerability Assessment & Analysis Report (2021) findings indicate 29.4 percent of children under the age of 5 are stunted. This means that progress that had been achieved has regressed by 9.5 percent

from a base of 19.9 percent reported in the last VNR during 2019. Stunting was more prevalent in the Shiselweni and Manzini regions at 37.2 percent and 34.8 percent respectively and this is associated to the low exclusive breastfeeding rates and the increase in food in security arising from the disruptions in safety nets programmes during COVID period.

Figure 13: **Proportion of children under 5 years who are malnourished**



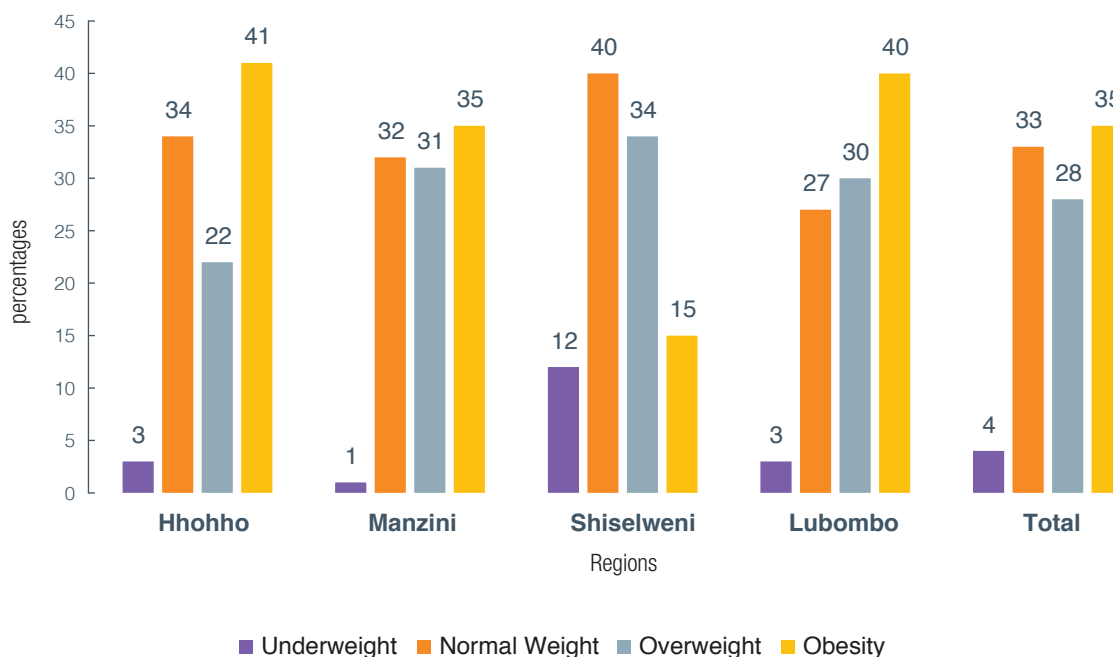
Source: Annual Vulnerability Assessment and Analysis Report, 2021

The national prevalence of wasting has been increasing gradually from 2 percent in 2014 to 2.78 percent in 2017 and 3.9 percent in 2021. The Hhohho region is the most affected by wasting as the rate increased from 1.5 percent in 2014 to 3.14 percent in 2017 and 5.5 percent during 2021. It is highest in urban areas than in rural areas.

The national prevalence of overweight amongst children under the age of 5 years has increased from 9 percent to 9.5 percent between 2014 and 2017

which is also an indication that the country is not making progress to achieving the target under this indicator. During 2017, the obesity prevalence was higher for girls (9.9 percent) than for boys (9 percent) which is contrary to the situation in 2014 where the prevalence of overweight was high for boys at 9 percent and lower girls at 8.9 percent. It was also higher in urban areas (11.6 percent) than in rural areas (8.2 percent) MICS, 2014. During 2014, the prevalence of overweight was highest in the Hhohho region (10.2 percent) that the other three regions.

Figure 14: **Body Mass Index for Women of Child bearing age (15-49)**



Source: Annual Vulnerability Assessment and Analysis Report, 2021

The Body Mass Index for women of child bearing age has been grouped into four categories namely; Underweight, Normal Weight, Overweight and Obesity. During 2021, 4 percent of adult woman aged 15 – 49 years in rural areas were underweight, whereas 28 percent were overweight and 35 percent were Obese as stated in the 2021 Annual Vulnerability Assessment & Analysis Report. Shiselweni urban areas had the highest prevalence of underweight, where 12 percent of the adult female population underweight.

The Manzini region had the lowest percent of underweight women of child bearing age. Also, Shiselweni region had the highest overweight women while the Hhohho region had the lowest. In terms of obesity, the Hhohho region had the highest prevalence followed by Lubombo and Manzini. Eating habits and access to high calories food has been identified as one of the contributors of the high obesity rates.



Target 2.4

By 2030, double the agricultural productivity and incomes of small-scale food producers, in particular women, indigenous peoples, family farmers, pastoralists and fishers, including through secure and equal access to land, other productive resources and inputs, knowledge, financial services, markets and opportunities for value addition and non-farm employment

Smallholder agriculture remains the backbone of rural livelihoods in Eswatini. The country has continued to make good progress in increasing agricultural productivity and incomes of small-scale food producers in rural areas. The focus has been on households headed by women, households affected by HIV/AIDS, and young men and children who have been orphaned. The farmers were supported to; (a) gain access to land and water for agricultural production, (b) start small businesses in agriculture, (c) access finance for their businesses, (d) in some cases with farm inputs such as fertilizers, seedlings, tools, irrigation system (e) link them with markets for their produce and (e) through technical support and skills to run their businesses.

Through these initiatives agricultural production has increased with;

- Domestic production of maize increasing from 95,988 MT during 2019/20 to 100,041.6 MT in the cropping season 2021/2022.
- Dairy (Milk) production increased from 18 Million Litres during 2017 to 21.24 Million Litres in 2019 and 22.51 million litres during 2021,
- Pork production increasing from 642.5 metric tonnes during 2019/20 to 1 907.1 metric tonnes and 2 225 566 kg during 2020/21 and 2021/22 respectively,
- Broiler Chicken production increased from 1.01million kg during 2019/20 to 1.2 million Kg in 2020/21.

There was a slight decline in the production of livestock such as beef due to the loss of productive stock especially cows who died during the El Nino drought. Beef production which stands at 4945 metric tonnes, goat production at 14 metric tonnes, sheep production at 1.08 metric tonnes and 2.3 metric tonnes indigenous chickens during 2020/2021. In areas where improvements in production were realized, this contributed in improving incomes, family food security, particularly for households headed by women and employment creation.

Eswatini is also a major producer of sugar cane and forestry. The volume of metric tonnes in sugar production increased from 4 973 571 during 2017 to 6 500000 during 2019. Under forestry, production increased from 11.4 Million cubic centimetres of plantations during 2014 (of which 4.7 cm were processed locally) to 12.2 Million cubic centimetres in 2016 (of which 5.2 cubic centimeters was processed).

Smallholder agriculture remains the backbone of rural livelihoods in the country, with over 70 percent of the country's total population (60 percent of whom are women) relying on subsistence farming. During 2021, total agriculture employment accounted for 13.5 percent of total employment which is an increase from 12.9 percent recorded during 2016 (LFS:2016 and LFS:2021). The increase in agricultural employment is partly due to the implementation of the post-COVID-19 economic recovery plan that seeks to create about 6000 jobs in the agriculture sector.



Target 2.5

"By 2020, maintain the genetic diversity of seeds, cultivated plants and farmed and domesticated animals and their related wild species, including through soundly managed and diversified seed and plant banks at the national, regional and international levels, and promote access to and fair and equitable sharing of benefits arising from the utilization of genetic resources and associated traditional knowledge, as internationally agreed".

Plant genetic resources underpin food security and nutrition, as well as the livelihoods of farmers. They play a key role in the adaptation of crops to changing environments and the sustainable intensification of agricultural production. In the decade 2000-2010, Eswatini saw a growing number of plant genetic resources being conserved in gene banks, yet this effort has all but stagnated since 2010. Therefore, renewed efforts are needed in preserving crop diversity in standard compliant ex situ facilities in order to face the augmenting pressure posed by climate change to crop and crop-associated.

Figure 15: **Plant Genetic Resources accessions stored ex situ**



Source: FAO Statistical reports

In a similar way, maintaining the genetic diversity of animals is also vital for future-proofing agriculture for external shocks and stresses. In this case, however, of the 15 local livestock breeds present in Eswatini, none are reported with any genetic material stored in gene-banks, whereas data on breed population sizes is not available so as to determine their extinction risk.



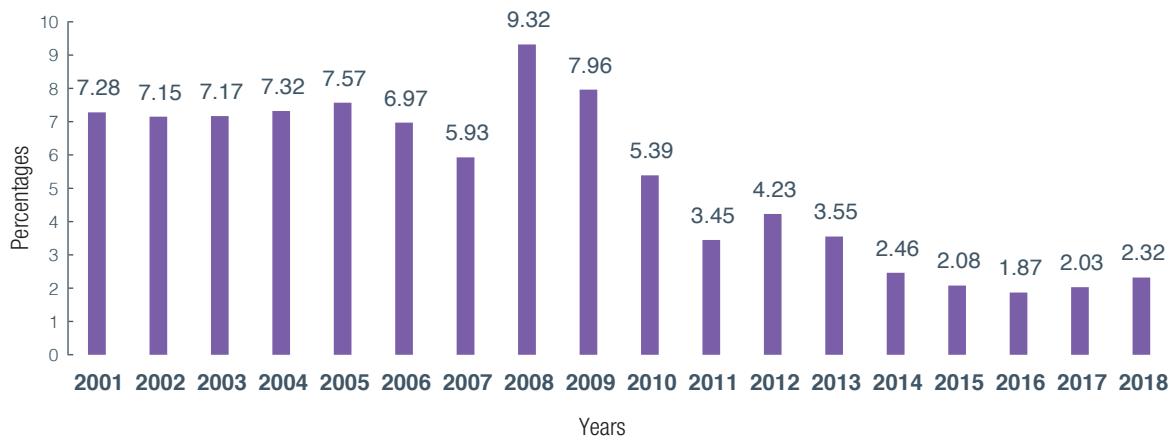
Target 2.a

"2.a Increase investment, including through enhanced international cooperation, in rural infrastructure, agricultural research and extension services, technology development and plant and livestock gene banks in order to enhance agricultural productive capacity in developing countries, in particular least developed countries".

Improved access to new agricultural technologies, credit services and information resources for farmers enhances agricultural productivity and incomes, contributing to inclusive economic growth and reduction in poverty, especially in the more economically vulnerable rural areas. Public investment in agriculture plays a critical role in providing agricultural workers with these inputs and also in attracting private investment. These are the main reasons that countries in Africa committed to investing 10 percent of their government expenditures in agriculture

through the Malabo Declaration on Accelerated Agricultural Growth and Transformation for Shared Prosperity and Improved Livelihoods. However, the agriculture shares of government expenditures in Eswatini, a component of SDG indicator 2.a.1, has generally declined since 2008, which it reached a high point of 9.32 percent. Its latest available value of 2.32 percent in 2018 is far below the Malabo commitment, though close to the regional average for Sub-Saharan Africa (2.01 percent in 2018).

Figure 16: **Agriculture Share of Government Expenditure**



Source: FAO Statistical reports

Key achievements

- Successfully implemented the input subsidy and the tractor hire services programme which resulted in significant increases in yields over the past few seasons, especially in the Highveld and Moist Middleveld.
- Increase in agricultural production from smallholder farms especially in vegetable, dairy, pork and broiler production.
- With the support from the European Union in partnership with ESWADE, smallholder livestock productivity improved significantly contributing to job creation, poverty reduction, and gender equality and women empowerment and economic growth of the country. This was realized through the Eswatini Livestock Value Chain Development Project which benefited Five (5) chiefdoms which fall under (5) Tinkhundla. These are; Gangakhulu chiefdom under Lubulini Inkhundla, Luhlekweni chiefdom under Somntongo Inkhundla, Bambitje chiefdom under Matsanjeni Inkhundla, Zinyane chiefdom under mhlangatane Inkhundla and Mlindzini chiefdom under Gege Inkhundla.

- Introduced the use of digital platforms amongst farmers to provide technical support, and for ease of communication amongst the farmers during COVID period.
- Raised awareness on the importance of nutritious food, especially for infants in collaboration with the National Nutrition Council.
- Provided relief/ aid to the population affected by disasters (Elios and COVID-19) who were mostly located in rural and peri-urban areas in the form of cash transfers, food parcels, clean and safe water, reconstruction of damaged structures and more. The purpose was protecting livelihoods and reducing food consumption gaps.
- Successfully implemented a sustainable, nutrition-sensitive, shock-responsive national school meals programme. The Home-Grown School Feeding project started in September 2019, targeting 50 schools and 24,392 students with 44 farmer groups supplying with the support of the FAO and WFP.
- Strengthened the early warning and food security monitoring systems to mitigate the negative impact of shocks.

Key challenges

- The country's maize production remains low at 100,041.6 MT in the cropping season 2021/2022 to meet the maize requirement of 140,000 MT annually.
- The 2020 Vulnerability Assessment and Analysis Report estimates cereal requirement at 252,560 MT, with a shortfall of 161,170 MT to be filled through imports and food assistance. There is high dependence on food imports to meet the shortfall.
- Local food production continues to be constrained by droughts, erratic rainfall, prolonged dry spells, inadequate farming technologies, low investment in seeds, fertilizers and equipment, and structural barriers preventing access to formal markets.
- The outbreak of the COVID-19 pandemic which was declared a National Emergency in March 2020 worsened the underlying food insecurity challenges in the country. Key efforts to curb the spread of the virus which includes restricted movements led to significant increases in vulnerability.
- An upward trend in food prices has been observed since January 2021 with maize meal retail prices trending above the 5-year average. Prices of other key commodities such as beans, rice and vegetable oil are also trending above average. The increase in food prices impact negatively on the household's ability to access food. Increase in fuel prices observed recently are expected to further exacerbate an increase in food prices in the domestic markets.
- Disruptions in safety nets programmes and increased food insecurity levels at household levels have contributed in the observed deterioration of under 5 nutrition in the country.

Recommendations

- Finalize, endorse and implement legal and policy instruments that will enable improvement in nutrition and food security such as the (draft) Land Policy, Comprehensive Agricultural Sector Policy (CASP) and the National Food Security Policy (NFNP).
- Put in place a clear coordination structure and mechanism for all institutions that play a role in food and nutrition security.
- Support programmes that seek to increase agricultural productivity and reduce dependency on imports.
- Promote market-led production and investment in smallholder farmers.
- Scale up measures to improve access to finance for farmers as well as other SMEs engaged agriculture so as to realize value chains.
- Strengthen the use of technology and innovation in agriculture to in order ensure participation of the youth in agriculture.
- Improve and intensify adherence to climate smart technologies and standards to strengthen resilience.

- Build and support smart partnerships for sustainability of agricultural programmes and increased agricultural contribution to GDP.
- Need to adequately train health care workers, health motivators (Bagcucuteli) and other resource people in the community as well as the decision makers to plan, implement and manage activities which seek to reduce stunting amongst under 5.
- Scaling-up nutrition interventions with an increase budget allocation to improve diet quality of pregnant mothers and under 5s including the provision of cash transfer programmes to reduce financial barriers to good nutrition.
- Another aspect that could be considered in reducing under 5 stunting is to review legislation regarding maternity leave and payed leave for female employees. The legislation should extend the maternity leave beyond the stipulated six weeks, make it mandatory for maternity leave to be paid in full or alternatively for mothers to claim their salary under the temporal unemployment benefit scheme once established and promote breast feeding up to the age of 2 years.

4.2. Social Goals



4.2.1. Goal 3. Ensure Healthy Lives and Promote Well-Being for All at All Ages

Ensuring healthy lives and promoting wellbeing for all at all ages is important to building prosperous societies, as highlighted in goal 3 of the African Union Agenda 2063. The health sector aims to ensure the achievement of SDG 3 by improving reproductive, maternal and child health; ending the epidemics of major communicable diseases; reducing non-communicable and environmental diseases; achieving universal health coverage; and ensuring access to safe, affordable and effective medicines and vaccines for all. The government is highly committed to ensuring a healthy and productive population that lives longer, fulfilling and responsible lives. As a result, the health sector seeks to improve the health of the people by providing preventative services that are of high quality, relevant, accessible, affordable, equitable and socially acceptable.



The maternal mortality ratio stands at 452 per 100,000 live births as recorded in the first VNR in 2019⁵. By 2023, Eswatini plans to have reduced MMR to 325 per 100,000 live births. Despite lack of recent data to measure progress, improvements due to operationalizing the a Sexual Reproductive and Maternal Newborn Child Adolescent Health and Nutrition strategy (2019-2023) and ANC Guidelines in 2020 have been observed.

In the absence of recent data, the proportion of births attended by skilled health personnel, remains high at 88.3 percent as reported in the first VNR. However, this may have been affected by COVID-19 due to the observed increase in home deliveries.

⁵Data.unicef.org/country/swz/

The maternal mortality ratio stands at 452 per 100,000 live births as recorded in the first VNR in 2019⁷. By 2023, Eswatini plans to have reduced MMR to 325 per 100,000 live births. Despite lack of recent data to measure progress, improvements due to operationalizing the a Sexual Reproductive and Maternal Newborn Child Adolescent Health and Nutrition strategy (2019-2023) and ANC Guidelines in

2020 have been observed.

In the absence of recent data, the **proportion of births attended by skilled health personnel**, remains high at 88.3⁷ percent as reported in the first VNR. However, this may have been affected by COVID-19 due to the observed increase in home deliveries.



Target 3.2

By 2030, end preventable deaths of newborns and children under 5 years of age, with all countries aiming to reduce neonatal mortality to at least as low as 12 per 1,000 live births and under 5 mortality to at least as low as 25 per 1,000 live births

Mortality of children in the country is on the decrease. The under 5 mortality rate is at 67 per 1 000 live births which is a decline from 104 per 1 000 . The government continues to strengthen the programme of immunization and vaccination of children under 5

years. The neonatal mortality rate stands at 20 per 1 000 live births . COVID-19 restriction brought some interruptions in provision of outreach services such as the immunization coverage.



Target 3.3

By 2030, end the epidemics of AIDS, tuberculosis, malaria and neglected tropical diseases and combat hepatitis, water-borne diseases and other communicable diseases

The country has reached the 95-95-95 HIV targets meaning 95 percent of People Living with HIV (PLHIV) know their HIV status, 95 percent of those positive are initiated on ART and 95 percent virally suppressed . The government committed to provide anti-retroviral treatment for all people diagnosed with HIV. HIV incidence among adults aged 15 to 49 is at 0.85 percent declining from 1.36 percent in 2016 . TB incidence increased from 398 per 100 00 in 2019 to 441 per 100,000 population . The country attained a certification of malaria elimination. Due to these major strides, His Majesty King Mswati III was elected chairperson of the African Leaders Malaria Alliance (ALMA) from 2017 to 2020. The malaria incidence is low at 0.05 per 1 000 population which slightly increased from 0.03 per 1 000 population in 2020 . The health care workers are on the National Diagnosis and Treatment Guidelines, setting up of a robust surveillance system which allows for timely case detection

and investigation, collaboration with neighbouring countries through participation in cross border initiatives and providing a leadership role in the Elimination 8 initiative.

The country is endemic to two neglected tropical diseases, namely bilharzia (schistosomiasis) and intestinal worms (soil transmitted helminths) with a prevalence of 15.7 percent and 5.67 percent, respectively . Based on these prevalence, it is estimated that 237,579 and 85,409 people require interventions against bilharzia and intestinal worms, respectively. With school deworming campaigns frozen due to the COVID-19 pandemic, these number of people requiring NTD interventions is likely to increase since a few people are utilizing the routine deworming services available at health facilities, mainly children under 5 years at immunization (EPI) services and pregnant women at ANC.

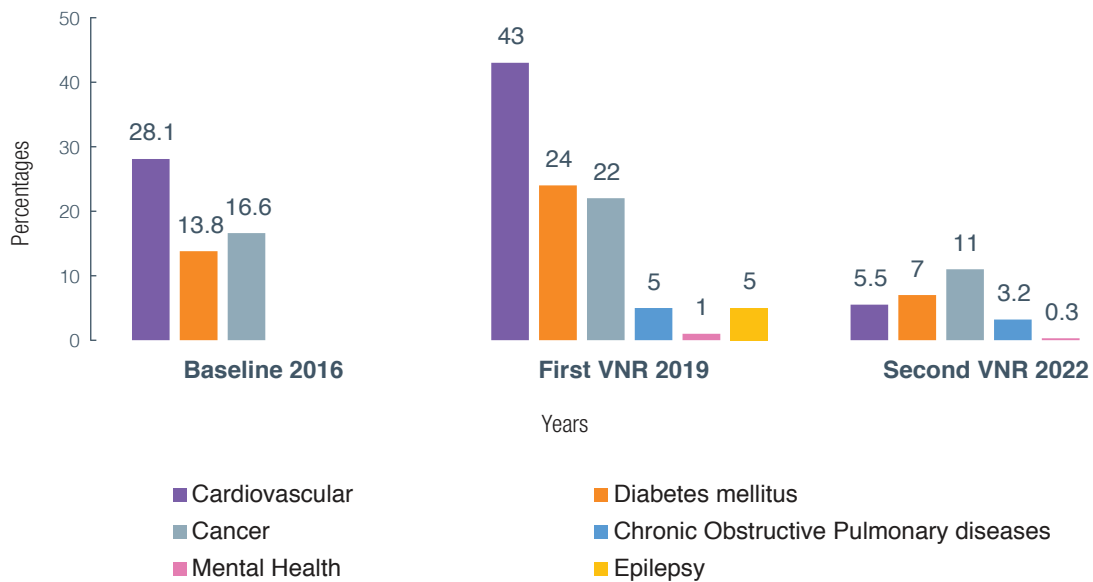


By 2030, reduce by one third premature mortality from non-communicable diseases through prevention and treatment and promote mental health and well-being

In the fight against NCDs, the country has decentralized NCD services to primary health care together with implementing a five-year NCD awareness campaign plan. A package of Essential Non-Communicable Disease Interventions for Primary Care in Eswatini and Kingdom of Eswatini Clinical Guidelines for the Management of NCDs at Secondary and Tertiary Care were printed and disseminated to facilities across all levels of care. The graph shows that between the baseline and the first VNR, the NCDs

mortality rate was on the increase. Under the decentralization NCDs services, the health sector ensured declassification of medication to be available at lower level health facilities and the training of health care workers on all NCD guidelines. The period between 2019 and 2022, the NCDs mortality rate declined. It is also anticipated that the NCDs mortality rate will further decline as the government continues to respond to the COVID-19 pandemic.

Figure 17: **Non-communicable Diseases Mortality Rate**



Source: MICS 2014 and Population census 2017

⁶Population Census, 2017

⁷MICS, 2014

⁸MICS, 2014

⁹EHMIS, 2016 & 2019

¹⁰EHMIS, 2016 & 2019

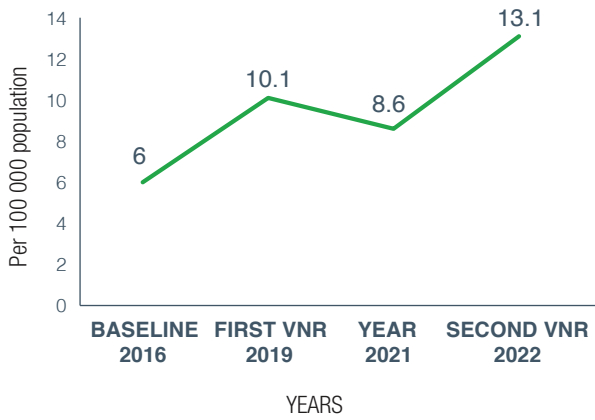
¹¹Annual TB programme report 2017 & 2019

¹²Malaria Annual report 2020 & 2021

¹³NTDs Mapping Survey, 2015

¹⁴NCD annual report 2019

Figure 18: **Suicide Mortality**



Source: ERSP Annual reports

On the other hand, suicide mortality rate is increasing. It stands 13.1 per 100 000 population which is an increase from 10.1 per 100 000 in 2019¹⁵. This is believed to be linked to the distress caused by the effects of COVID-19 as a lot of people were affected by the loss of jobs and loved ones.

Strengthen the prevention and treatment of substance abuse, including narcotic drug abuse and harmful use of alcohol

Target 3.5

In an effort to prevent and treat substance use disorders, the country has a Psychiatric hospital. It also has rehabilitation services within health facilities which help in the control of substance use disorders. In this regard, harmful use of alcohol amongst male and female is 25.5 percent and 5.5 percent respectively .

Figure 19: **Death due to Road traffic injuries**



Source: ERSP Annual reports

¹⁵Annual Police Reports 2016, 2017, 2018 & 2021

¹⁶MICS, 2014

¹⁷Annual Police Report 2021



Target 3.6

By 2020, halve the number of global deaths and injuries from road traffic accidents

Death rate due to road traffic injuries is on the increase. It drastically increased from 178 deaths in 2019 to 229. Most of the injuries are caused by high level of speeding which results to deaths of the pedestrians. It is also observed that the traffic injuries are caused by non-conforming behavior of road users.

To achieve the target halving the number of deaths and injuries, the country needs to put more effort to prevent the road accidents such as installing surveillance cameras on the country's major roads to monitor speeding and increase roads fines to enforce conformity.



Target 3.7

By 2030, ensure universal access to sexual and reproductive health-care services, including for family planning, information and education, and the integration of reproductive health into national strategies and programmes

The percentage of demand for contraception satisfied stands at 81.3 percent according to MICS 2014. The impact of COVID-19 which resulted in stock-outs in some of the family planning methods is yet to be measured. As reflected in the previous VNR the adolescent birth rate (stands at 87 per 1 000 women girls age 15 to 19 years). The next VNR is expected to show the effect of COVID-19 on the adolescent birth rate.

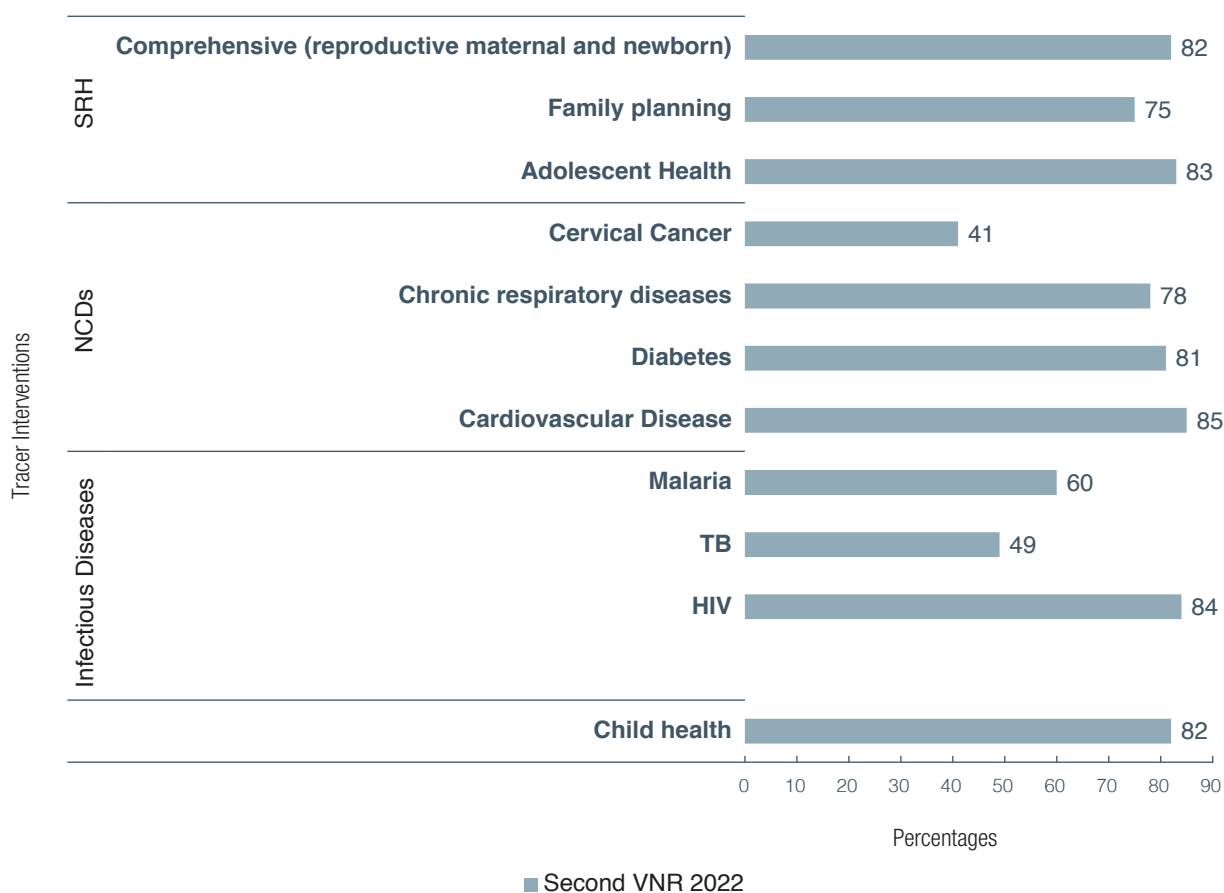


Target 3.8

Achieve universal health coverage, including financial risk protection, access to quality essential health-care services and access to safe, effective, quality and affordable essential medicines and vaccines for all


Data for coverage of essential health services (tracer interventions) shows that the country is lagging behind in two tracer interventions which are cervical cancer and TB with coverage service of 41 percent and 45 percent, respectively.

Figure 20: Coverage of Essential Health Services



Source: HMIS 2021

The country does not have a national health insurance which makes it difficult to have a figure on the number of people covered by health insurance. The lack of national health insurance mostly affects the poorest since they are unable to pay for their medical expenses.



Target 3.9

By 2030, substantially reduce the number of deaths and illnesses from hazardous chemicals and air, water and soil pollution and contamination

There is a data challenge in the indicators informing this targets. All the indicators for this target mortality rate attributed to household and ambient air pollution, mortality rate attributed to unsafe water, unsafe sanitation and lack of hygiene and mortality rate attributed to unintentional poisoning have no data. However, COVID-19 promoted sanitation improvement and hygiene. The health sector installed hygiene measures in populated areas around the country.

¹⁹MICS 2014



Target 3.a

Strengthen the implementation of the World Health Organization Framework Convention on Tobacco Control in all countries, as appropriate

The percentage of people aged 15-49 who smoked a whole cigarette before the age of 15 depicts that males smoke a whole cigarette more than females 2.9 percent and 0.2 percent, respectively. Similar conduct is observed in the percentage of people aged 15-49 who smoke cigarette or smokeless tobacco at any time during the last one month which record 14.7 percent for males and 1.3 percent for female.



Target 3.b

Support the research and development of vaccines and medicines for the communicable and non-communicable diseases that primarily affect developing countries, provide access to affordable essential medicines and vaccines, in accordance with the Doha Declaration on the TRIPS Agreement and Public Health, which affirms the right of developing countries to use to the full the provisions in the Agreement on Trade-Related Aspects of Intellectual Property Rights regarding flexibilities to protect public health, and, in particular, provide access to medicines for all

It anticipated that the proportion of the population with access to affordable medicines and vaccines on a sustainable basis is nearly 100 percent since every citizen has access to medicines and vaccines. The total net official development assistance to medical research and basic health sectors stands at US\$97.9 million from US\$3.0million in 2016.



Target 3.c

Substantially increase health financing and the recruitment, development, training and retention of the health workforce in developing countries, especially in least developed countries and small island developing States

Health systems can only function with health workers and the health workforce is critical in the achievement of the 2030 health and wider development agenda objectives. Data on health worker density and distribution shows that the density for physicians is at 1.66 per 100,000 and nurses and midwives is 1.46 per 100,000. This indicator is poor performing since health workers are not evenly distributed in country. There are still hospitals and clinics with shortage of health workers mainly in the rural areas.



Target 3.d

Strengthen the capacity of all countries, in particular developing countries, for early warning, risk reduction and management of national and global health risks

The country is signatory to the 2005 International Health Regulations (IHR) and is committed to strengthening its core capacities including surveillance and response, including at points of entry, in order to detect, assess, notify and respond to any potential public health events of international concern.

Eswatini undertook a Joint External Evaluation (JEE) in response to the International Health Regulations (IHR) capacity and health emergency preparedness which yielded an average capacity score of 42 percent in 2018 with an increase to 46 percent in 2022. The JEE was done to identify the country's gaps in emergency preparedness, detection and response and improve on its capacities (strengths) for health security. There is a need for the country to strengthened the IHR core capacities ensure that the health system is resilient to health emergencies.

Key achievements

- Completion of the Mbabane Government Emergency and Referral Complex
- Rehabilitation of Manzini Hospital, formerly TB hospital, to a full NCD Centre
- Construction of 5 new clinics almost complete (Tikhuba, Magwanyana, Nkomazi, Luve and Hlane)
- Construction of BSL3 Laboratory at Lubombo Regional Hospital
- Achievement of 95:95:95 targets in HIV
- Upfront payment for ARVs and child vaccines has helped manage stockouts
- Construction and operationalization of the new maternity wards in the 4 Health Centres (Dvokolwako, Emkhuzweni, Nhlangano and Matsanjeni)
- Effective management of COVID-19 pandemic and introduction of national vaccination program including establishment of control room
- Recruitment of personnel during COVID-19 emergency which stabilized and boosted national response
- Procurement of 9 ambulances and 1 disaster bus for timely response, 4 regional COVID-19 surveillance vehicles
- Construction of medical oxygen plants at Lubombo Hospital and The Luke Commission and installation of bulk oxygen tanks at Mavuso COVID-19 centre and RFM

Key challenges

- Drugs, Medicines and other medical Supplies shortage
- Health infrastructures are in a deplorable state of repair such as; Leaking Roof, Falling Ceiling, Faulty Utilities, Plumbing Issues, Perimeter Fencing etc.

Recommendations

- Accelerate the implementation of the integrated child health programme and improve access to, and the quality of, primary health services, particularly in rural areas, by allocating sufficient human and financial resources for health infrastructure, and by developing an integrated medicine supply management system to improve the availability of and access to medicines
- Ensure that comprehensive sexual and reproductive health education is part of the compulsory school curriculum, with special attention placed on the prevention of early pregnancy and sexually transmitted infection, in particular HIV/AIDS, and ensure access to confidential counselling
- Establish a government health infrastructure maintenance fund
- Improve efficiency and effectiveness of resources allocated to health
- Decentralization of health services including the prevention of NCDs

4.2.2. Goal 4. Ensure Inclusive and Equitable Quality Education and Promote Lifelong Learning Opportunities for All.

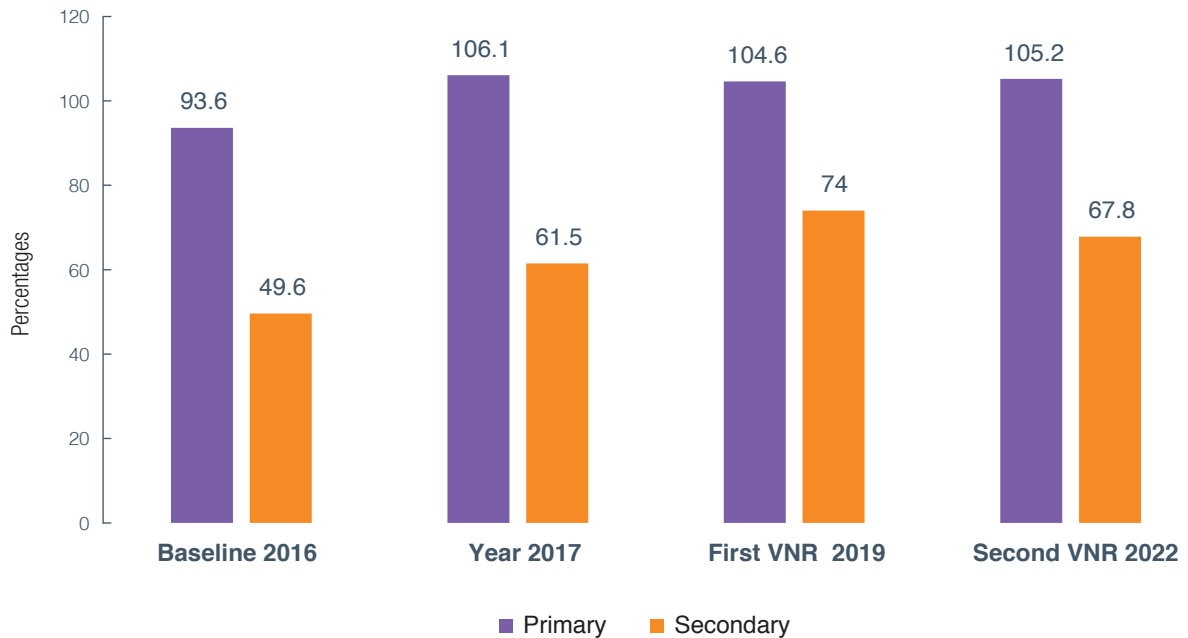
The Government of Eswatini recognizes the importance of education and the role it plays in building human capital and transforming the country's economic and social landscape which aims to ensuring inclusive and equitable quality education and the promotion of lifelong learning opportunities.



By 2030, ensure that all girls and boys complete free, equitable and quality primary and secondary education leading to relevant and effective learning outcomes

For the completion rate, the country uses a proxy that has been approved by UNESCO to measure completion, i.e. the Gross Intake Ratio to the last grade. Proportion of children and young people grades at the end of primary which is the completion rate has been the major achievement of the government. This is mainly due to the introduction of Free Primary Education.

Figure 21: **National Completion Rate**



Source: Annual Education Census reports

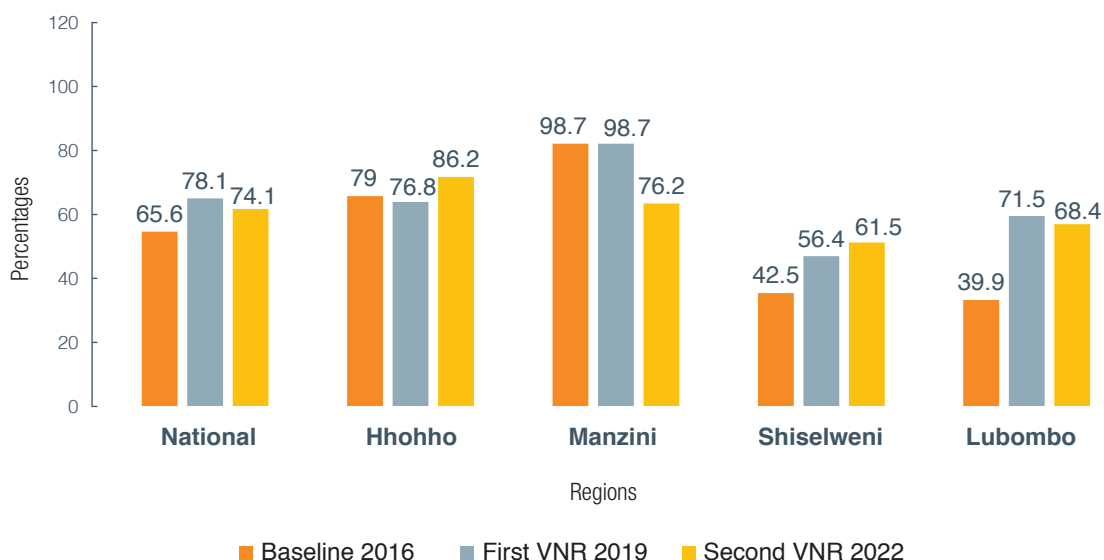
The completion rate in the lower secondary education is lower than that of primary education. It currently stands at 67.8 percent from 74 percent in 2019. Even though completion rates are improving, it is evident that most of the students who start primary education never make it to the final grades of lower secondary education level and this is a major concern for the country.

Target 4.2 By 2030, ensure that all girls and boys have access to quality early childhood development, care and pre-primary education so that they are ready for primary education

44

Immunization rate of children is at 75 percent which is a proxy that is used to show proportion of children under 5 years of age who are developmentally on track in health, learning and psychosocial well-being, by sex. It is anticipated that the figure will increase since the immunization programme has been strengthened. This indicator is amongst those that are updated periodically. Participation rate in organized learning (one year before the official primary entry age), by region has slightly decreased. It decreased from 78 percent to 74.1 percent which is linked to the disturbances caused by COVID-19 pandemic. The greatest challenge for the ECCDE data is that it is still largely in private sector and not entirely under the MOET.

Figure 22: **ECCDE Enrolment Rate**



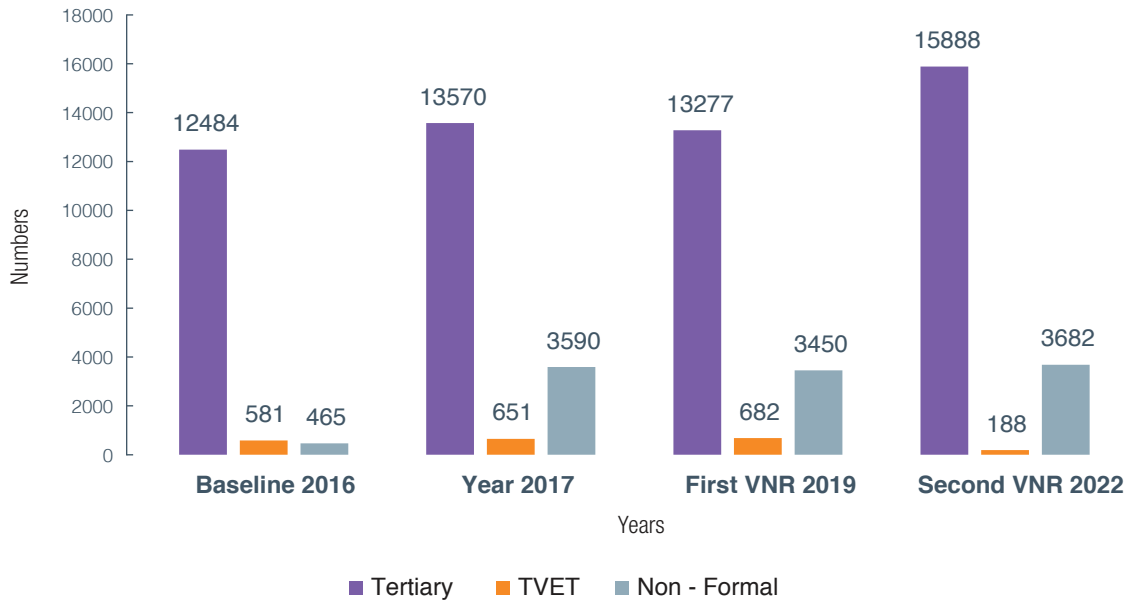
Source: Annual Education Census reports

Target 4.3 By 2030, ensure equal access for all women and men to affordable and quality technical, vocational and tertiary education, including university


Participation rate of youth and adults in formal and non-formal education and training is on an increase. The country continues to strengthen its institutions of higher learning. Currently, the enrolment of students in universities and colleges of the country is 15 888 students which is an increase from 13 277 students in the first VNR. The Government funds students to enrol in priority programs in accredited tertiary education institutions abroad, which is a cost effective way of expanding access to tertiary education. Regarding TVET, the participation is not satisfactory while the MoET had recorded 34 TVET institutions, five of which are public institution. It recorded 682 students in the first VNR while currently only 188 students enrolled under TVET programme.

The low enrolment rate under the TVET programme is perceived to be the result of a wrong mind set towards TVET.

Figure 23: **Enrolment at Tertiary, TVET and Non-formal Education**



Source: Annual Education Census reports




Target 4.4

By 2030, substantially increase the number of youth and adults who have relevant skills, including technical and vocational skills, for employment, decent jobs and entrepreneurship

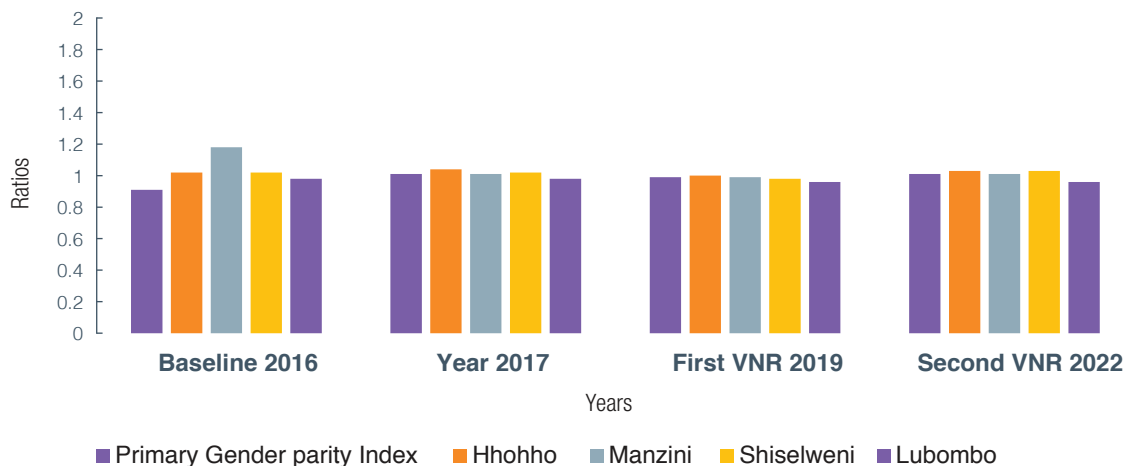
The use of technology in the country is improving as the COVID-19 pandemic forced some operations to be done by technology. The Education sector has a mandate to ensure that all schools in the country have a basic computer subject which is an effort to increase the proportion of youth and adults with information and communications technology (ICT) skills, by type of skill.

²¹Annual Education Census 2015, 2016, 2017 and 2018



By 2030, eliminate gender disparities in education and ensure equal access to all levels of education and vocational training for the vulnerable, including persons with disabilities, indigenous peoples and children in vulnerable situations

Figure 24: Primary Gender Parity Index

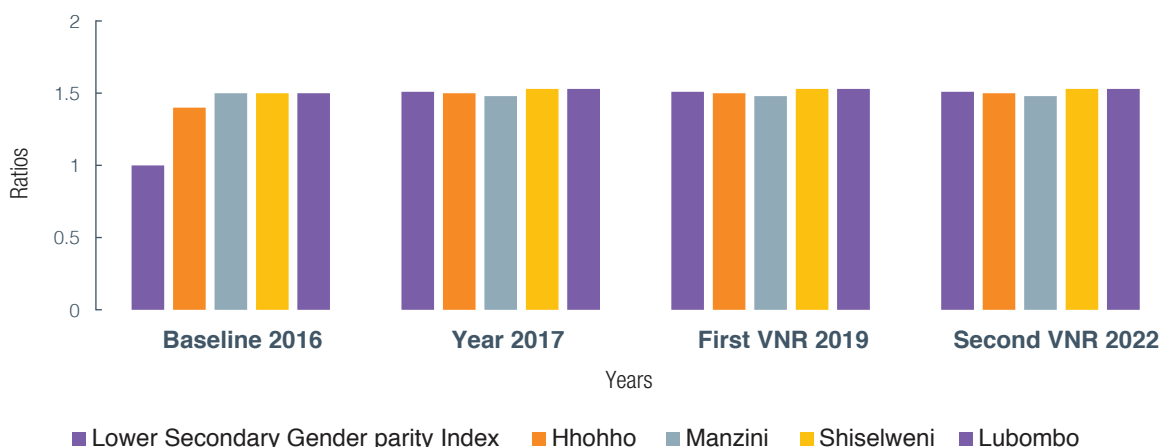


Source: Annual Education Census reports

According to the Annual Education census reports, females at primary education almost have equal opportunities in all the four regions of the country as their male counterparts. The national primary gender parity index stands at 1.0 which is an increased from 0.99 of the first VNR 2019.

At lower secondary, the gender parity index suggests that there are more girls enrolled than boys. The national lower secondary gender parity index is at 1.51 which is still similar to the first VNR 2019.

Figure 25: Lower Secondary Gender Parity Index



Source: Annual Education Census reports

²²Annual Education Census 2015, 2016, 2017 and 2018



Target 4.6

By 2030, ensure that all youth and a substantial proportion of adults, both men and women, achieve literacy and numeracy

The country prioritizes the education sector as a result it recorded high figures on literacy rate. There three types of literacy rates calculated in the country, the general literacy which is at 91 percent, the youth literacy which stands at 93 percent (EHIES, 2017) and the adult literacy which is at 99 percent.



Target 4.7

By 2030, ensure that all learners acquire the knowledge and skills needed to promote sustainable development, including, among others, through education for sustainable development and sustainable lifestyles, human rights, gender equality, promotion of a culture of peace and non-violence, global citizenship and appreciation of cultural diversity and of culture's contribution to sustainable development

The country has a set of National Policy instruments to achievement of this target which are the Education Sector Policy 2018, Competency Based Curriculum, Pre service module for student teachers done and Mainstreamed in student assessment.



Target 4.a

Build and upgrade education facilities that are child, disability and gender sensitive and provide safe, non-violent, inclusive and effective learning environments for all

The number of schools with electricity has increased over the period. The schools that do not have electricity are small and in isolated communities. Almost all schools in the country are connected to the grid. This is through the Rural Electrification Project. There are only 16 schools that reported not to have electricity which are in rural areas.



Target 4.b

By 2020, substantially expand globally the number of scholarships available to developing countries, in particular least developed countries, small island developing States and African countries, for enrolment in higher education, including vocational training and information and communications technology, technical, engineering and scientific programmes, in developed countries and other developing countries

The volume of official development assistance flows for education is consistently at 4 percent.



Target 4.c

By 2030, substantially increase the supply of qualified teachers, including through international cooperation for teacher training in developing countries, especially least developed countries and small island developing States

48

The proportion of appropriately trained teachers slightly decrease from 6 057 reported in the first VNR in 2019 to 5 369 appropriately qualified teachers currently.

Key achievements

- Free Primary Education implemented successful with access to primary education high with net enrolment above 90 percent in the last three years.
- The country provides equal opportunities for both girls and boys in education
- Gradual increase in the number of inclusive schools
- OVC educational support
- Introduction of competency based curriculum
- Provision of Computers to schools
- Development of the Science and Technology Policy to regulate research in the country;
- Progress made in pre-schools, currently a programme for training pre-school teachers is on-going for qualified ECCD teachers in schools;

Key Challenges

- Most ECCDE institutions are privately owned
- Low enrolment rate in TVET programme
- Teenage pregnancies increased during the COVID-19 pandemic period

Recommendations

- Prioritize effective coordination and investment in ECCD, secondary, vocational and tertiary education to ensure access and quality outcomes
- Advocate for mindset change towards TVET programmes
- Strengthen outreach programmes on violence prevention to raise awareness
- Improve the quality of education to make it relevant to labour market needs.
- Ensure the access to education for persons with disabilities including those with albinism.
- Scale up the use of technology to deliver the education curriculum

4.2.3. Goal 5. Achieve Gender Equality and Empower All Women and Girls

Eswatini commitments to advance gender equality have brought about improvements in some areas as more legal frameworks have been put in place since the implementation of the SDG to end all forms of violence. During the COVID-19 lockdown measures women and girls were hit hard by the COVID-19 pandemic as surge in reports of violence against women and girls has been observed. This is linked to the fact that most of the women are in the informal sector.



Target 5.1

End all forms of discrimination against all women and girls everywhere

The country is committed to achieve gender equality and empower all women and girls by ending all forms of discrimination against women and girls. This requires more vigorous efforts, including legal frameworks, to counter deeply rooted gender-based discrimination that often results from patriarchal attitudes and related social norms. As a result, the country has legal documents in place, the National Constitution, 2005 that advocates for equal rights for all. There is also the Child Protection and Welfare Act 2012. The country developed a national strategy to end Violence (2017-2022) and Sexual Offences and Domestic Violence (SODV) Act of 2018 with SODV Regulations 2020. The National Gender Policy of 2020-2030 makes provision for gender equity. During the COVID-19 lockdown measures women and girls were hit hard by the COVID-19 pandemic.



Target 5.2

Eliminate all forms of violence against all women and girls in the public and private spheres, including trafficking and sexual and other types of exploitation

Gender-based violence is prevalent, with 1 in 3 women experiencing some form of sexual violence by age 18 years and 48 per cent in their lifetime, arising from negative social norms and discriminatory practices within customary laws. There is an increase of 15 percent in GBV cases, which is believed to have been fueled by the COVID-19 lockdowns. It is important to note that due to lack of data in this area at this point, we are unable to report on the indicator targets.



Target 5.3

Eliminate all harmful practices, such as child, early and forced marriage and female genital mutilation

The country has reviewed the marriage act of 1964 which proposes to end early marriages. It is anticipated that the 1.3 percent¹ proportion of women aged 15-49 years who were married or in a union before age 15 will be eliminated with the effect of the reviewed marriage act. Female genital mutilation or cutting is not part of Eswatini culture. However, it is recommended that a study is undertaken through differences religious denominations on their practices since Eswatini is a multi-religious country.

Target 5.4

Recognize and value unpaid care and domestic work through the provision of public services, infrastructure and social protection policies and the promotion of shared responsibility within the household and the family as nationally appropriate

50

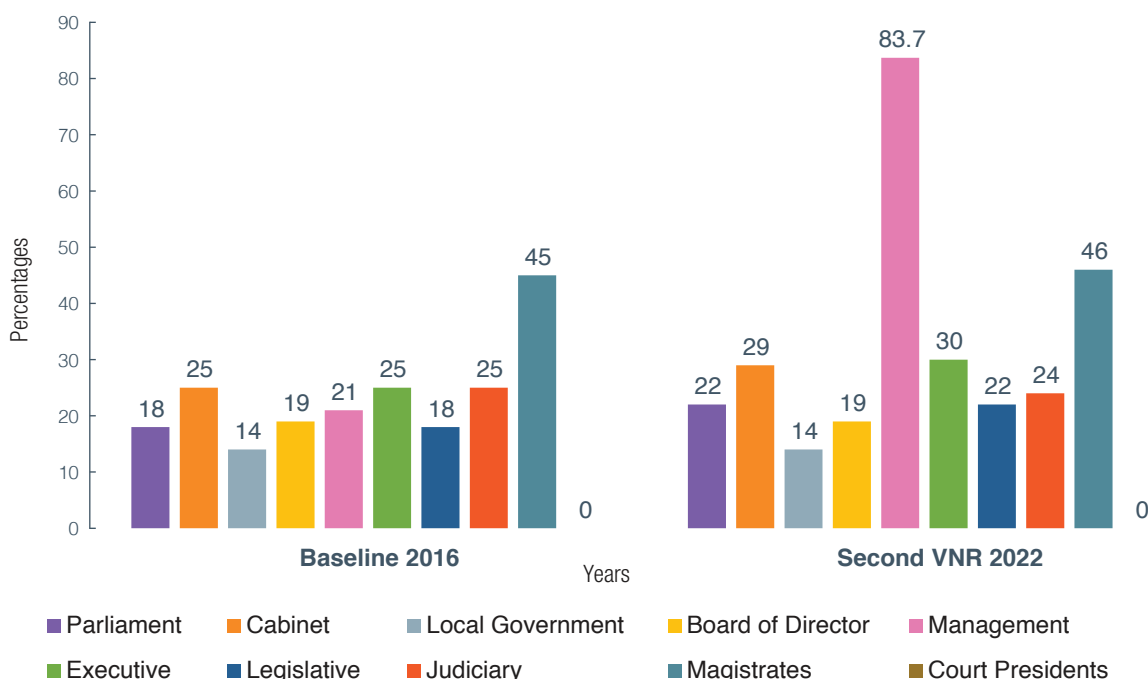
It is perceived that women spend more time on unpaid care and domestic work more especial house wives. However, the date for the proportion of time spent on unpaid domestic and care work, by sex, age and location is not collected in the country.

Target 5.5

Ensure women’s full and effective participation and equal opportunities for leadership at all levels of decision-making in political, economic and public life

There is slightly improvement in the proportion of seats held by women in national parliaments and local governments. The country set a 30 percent target of women representative in parliament which enforced women election campaign after the general elections. As a result, the women parliament representation increased from 18 percent in 2016 to 22 percent . It is anticipated that in the next election the 30 percent national target will be achieved as more sensitization campaign on women participation in politics are done. Similarly, women representation in cabinet increased from 25 percent in 2016 to 29 percent. The data for these indicators is similar to the first VNR of 2019 since next elections will be held in 2023.

Figure 26: **Women in Leadership positions**



Source: Annual Education Census reports

²³Police Annual Report 2020

²⁴MICS 2014

In the case of the proportion of women in managerial positions, the country recorded slow progress. It is only women in management positions that recorded a drastically increase from 21 percent in 2016 to 83.7 percent current . This data involves state owned enterprises.



Target 5.6

Ensure universal access to sexual and reproductive health and reproductive rights as agreed in accordance with the Programme of Action of the International Conference on Population and Development and the Beijing Platform for Action and the outcome documents of their review conferences

Forty-nine percent of women make their own informed decisions regarding sexual relations, contraceptive use and reproductive health care.



Target 5.a

Undertake reforms to give women equal rights to economic resources, as well as access to ownership and control over land and other forms of property, financial services, inheritance and natural resources, in accordance with national laws

It is observed that the proportion of total agricultural population with ownership or secure rights over agricultural land, by sex is dominated by men since the farming sector is most practiced by men. However, the country has an annual campaign called Woman Farmer of the year which seek to promote women participation in agriculture. Even though there is no exact figure regarding the share of women among owners or rights-bearers of agricultural land, by type of tenure but similar to men, women have access to agricultural land. The country is still struggling to finalize its land policy which seeks to solve most of the issues regarding land ownership. Currently, there the National Constitution of 2005 and Deeds registry act 2012 which are legal frameworks that guarantee women's equal rights to land ownership and/or control as men.



Target 5.b

Enhance the use of enabling technology, in particular information and communications technology, to promote the empowerment of women

The proportion of individuals who own a mobile telephone, by sex is high since mobile phones are affordable gadgets which many use to access internet. It is approximated that there are 873 375 cell phone users in the country.

²⁵National Elections Report, 2018

²⁶SADC information and data-gender monitor 2021 & DPMO annual report 2015

²⁷SDHS, 2006-07

Key achievements

- There are Policies in place to support the achievement of Goal 5 namely; the National Constitution of Swaziland, July 2005, National Gender Policy 2010, Child Protection and Welfare Act 2012, Election of Women Members into the House of Assembly Act 2018 and Sexual Offences & Domestic Violence Act No.15, 2018
- Increase in the women representative in decision making positions

Key challenges

- Increased cases of abuse
- Inadequate resources to empower women continuously to attain their full potential.

Recommendations

- Strengthen the coordination of public authorities in the protection of women and children against all forms of violence.
- Strengthen the GBV education programme
- Advocate for psycho social support and counselling
- Decentralize one-stop centers for easy access of GBV support services
- Increase the number of child-friendly courts
- Accelerate the implementation of the Sexual Offences and Domestic Violence Act to ensure substantive protection of women from sexual and domestic violence, particularly in the context of COVID-19
- Finalize the review and implement the Marriage Act to advance human rights of affected population.

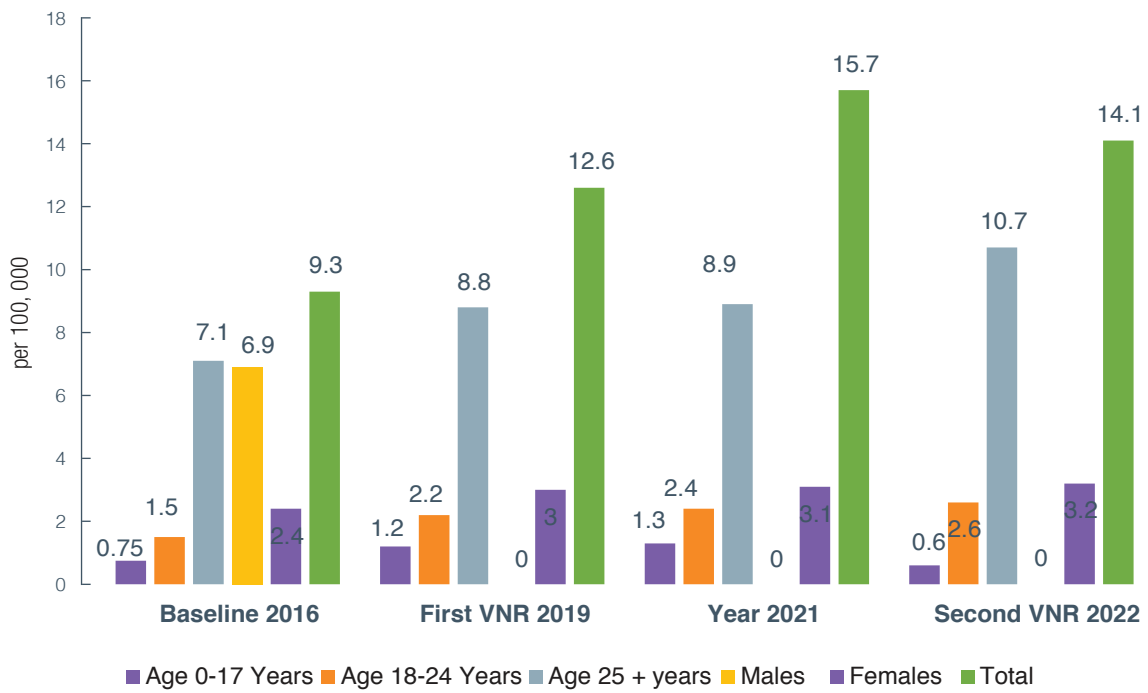
4.2.4. Goal 16. Promote Peaceful and Inclusive Societies for Sustainable Development, Provide Access to Justice for All and Build Effective, Accountable and Inclusive Institutions at All Levels

The country needs to focus on addressing challenges of corruption, crime, human rights violations, conflict, insecurity, weak institutions and limited access to justice to ensure peaceful and inclusive societies. During 2021, the country experience riots which destabilized peace and security. The governments, non-government organizations, private sector, civil society, communities and individuals work together to implement lasting solutions to reduce violence, deliver justice, combat corruption and ensure inclusive participation at all times.



The number of victims of intentional homicide increased from 12.6 per 100 000 in the first VNR to 14.1 per 100 000 currently. Most of the victims are women and age group of 25 and above. The deaths due to international homicide caused by amongst others ritual killings since the murder cases have a similar pattern of missing body parts. Monitoring intentional homicides is necessary to better assess their causes and consequences and, in the longer term, to develop effective prevention measures.

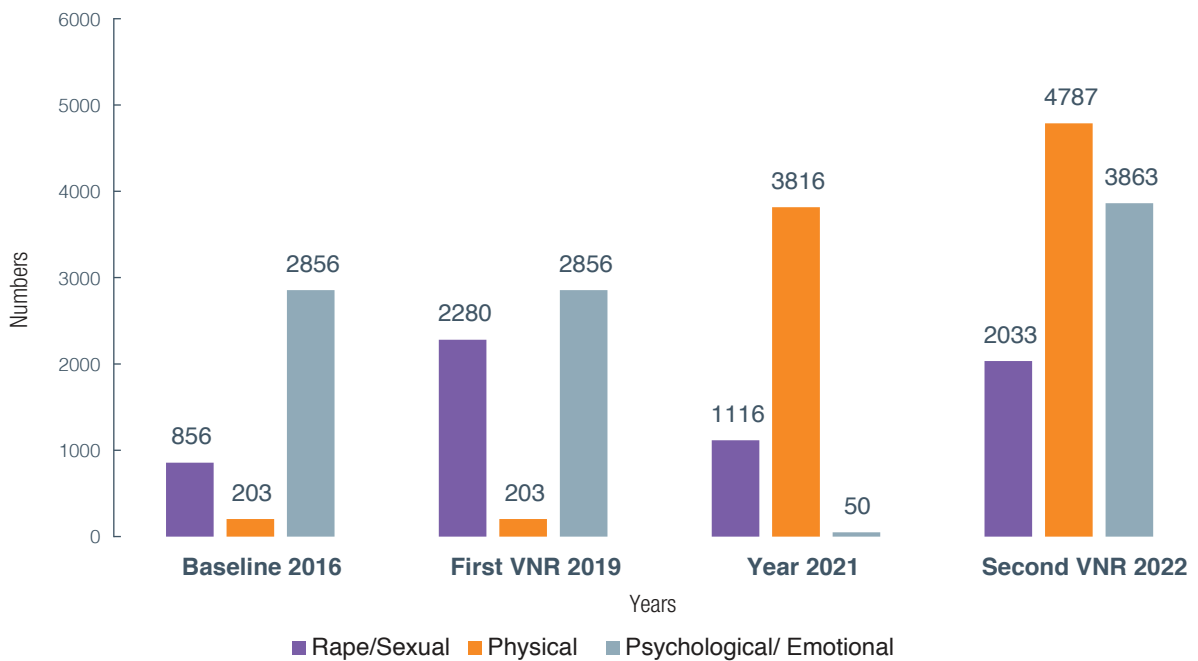
Figure 27: **Number of Victims of International Homicide**



Source: ERSP Annual reports

The country has a low number of conflict-related deaths per 100,000 populations, by sex, age and cause, at 20 males and 2 females. The major contributing causes of the conflict related deaths includes mob justice, dagga disputes, protests and land disputes²⁸.

Figure 28: **Types of Violence**



Source: ERSP Annual reports

²⁸Annual Police Reports 2016, 2018, 2020 & 2021
²⁹Annual Police Reports 2016, 2018, 2020 & 2021

Confinement due to COVID-19 restrictions is linked to the hike of the number of population subjected to physical, psychological or sexual violence which exacerbate the situation. The indicator used a proxy data of numbers instead of proportion. Physical abuse drastically increased from 203 in 2019 victims to 4787 victims currently. It is followed by emotional abuse which stands at 3863 victims from 2856 victims recorded in the first VNR in 2019. Sexual abuse cases show a slightly decrease from 2280 victims in 2019 to 2033 victims²⁹.

The country need to conduct a perception survey to inform the proportion of population that feel safe walking alone around the area they live.

16.2

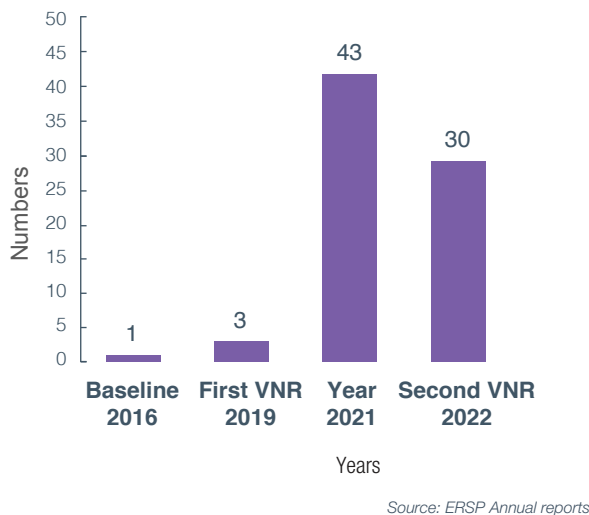
End abuse, exploitation, trafficking and all forms of violence against and torture of children

The number of victims of human trafficking per 100,000 population, by sex, age and form of exploitation has been below 5 victims before the first VNR in 2019. It drastically increased to 43 and 30 in 2021 and 2022 respectively. The major cause of human trafficking was discovered to be unemployment and poverty. The proportion of young women aged 18-29 years who experienced sexual violence by age 18 is 38 percent³⁰. Another study of this nature is required to get the exact statistic of this indicator.

16.3

Promote the rule of law at the national and international levels and ensure equal access to justice for all

Figure 29: **Victims of Human Trafficking**



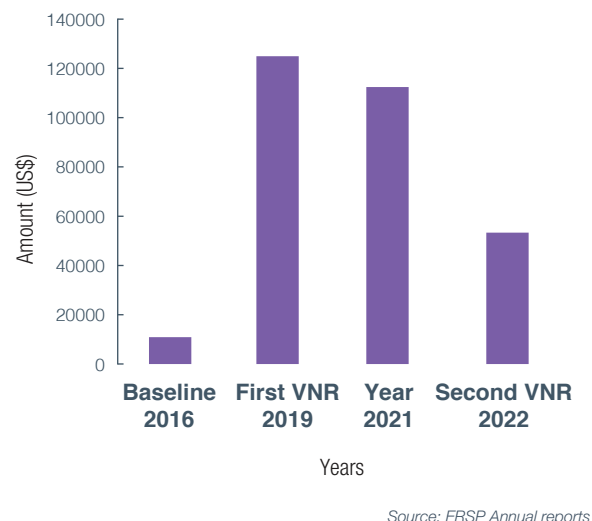
A study done on the Drivers of Violence in 2015 revealed that the proportion of children aged 1-14 years who experienced any physical punishment and/or psychological aggression by caregivers in the past month is 88 percent. There has been no study or monitoring of this indicator after 2015. However, in the education system positive discipline has been introduced to ensure end of physical abuse in schools in the form of corporal punishment.

The number of reported cases of violence in the previous 12 months who reported their victimization to competent authorities or other officially recognized conflict resolution mechanisms is 10504 cases³¹. Regarding un-sentenced detainees as a proportion of overall prison population, there is no data informing this indicator.

16.4

By 2030, significantly reduce illicit financial and arms flows, strengthen the recovery and return of stolen assets and combat all forms of organized crime

Figure 30: **Victims of Human Trafficking**



The total value of inward and outward illicit financial flows (in current United States dollars) refers to the undeclared large amounts of money of which it is unclear on the source and purpose. Reduction in the illicit flow of money during the period after 2019 may be due to restricted movement resulting to COVID-19. Since 2017 the proportion of seized small arms and light weapons that are recorded and traced, in accordance with international standards and legal instruments is decreasing as depicted in the figure below. When comparing the period between 2019 and 2022, the number of seized small arms and light weapons decreased from 95 to 65. The security forces of the country strengthened its operations and initiatives to recover illegal firearms.

Figure 31: **Number of Discovered Firearms**



Source: ERSP Annual reports

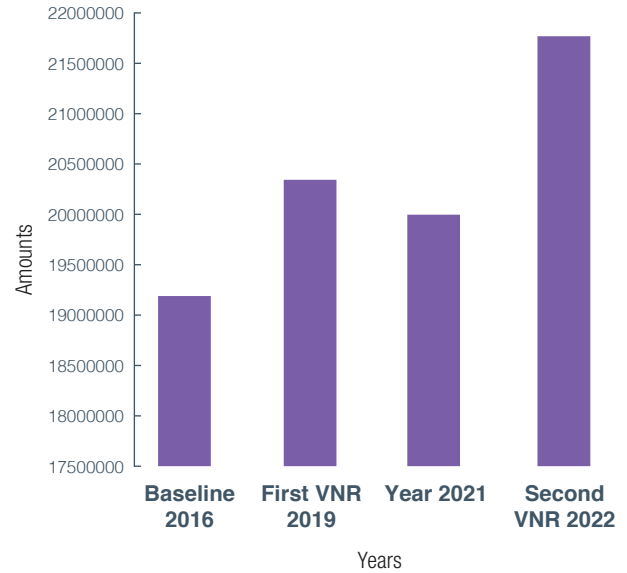
16.6

Develop effective, accountable and transparent institutions at all levels

The primary government expenditures have been increasing since the implementation of the SDGs. It currently stands at 21769 million for the financial year 2019/20 from 20343 of 2017/18 recorded in the first VNR. Data for proportion of the population satisfied

with their last experience of public services is not collected.

Figure 32: **Primary Government Expenditures**



Source: Estimate Books

16.7

Ensure responsive, inclusive, participatory and representative decision-making at all levels

The country encourages hiring and inclusion of all population groups in decision making with more emphasis on the persons with disabilities to ensure inclusive participation. The data related to positions (by sex, age, persons with disabilities and population groups) in public institutions (national and local legislatures, public service, and judiciary) compared to national distributions is still needs to be collected. There is no data for the proportion of population who believe decision-making is inclusive and responsive, by sex, age, disability and population group. Hence, a perception survey needs to be conducted.

³⁰Drivers of Violence, 2015
³¹National Surveillance System on Violence, 2016



16.8

Broaden and strengthen the participation of developing countries in the institutions of global governance

The Kingdom of Eswatini is a member and has voting rights in international organizations.



16.9

By 2030, provide legal identity for all, including birth registration

The proportion of children under 5 years of age whose births have been registered with a civil authority, by age, stands at 49 percent. The health sector introduced birth registration for new born babies in the health facilities.



16.9

Ensure public access to information and protect fundamental freedoms, in accordance with national legislation and international agreements

There are zero verified cases of killing, kidnapping, enforced disappearance, arbitrary detention and torture of journalists, associated media personnel, trade unionists and human rights advocates.

Every citizen of the country has the right to freedom of speech. Existence of laws that guarantees for public access to information



16.a

Strengthen relevant national institutions, including through international cooperation, for building capacity at all levels, in particular in developing countries, to prevent violence and combat terrorism and crime

The country has established commercial court in 2021 to quicken the adjudication of commercial cases as they are heard separately from other civil cases, regional small claims in 2020 affording cheaper means of resolving commercial and financial disputes of up to E20000 for small and medium enterprises and individuals and industrial court of appeal to reduce the backlog of cases. The courts will improve the ease of doing business. The child friendly courts were established in 2019 and are found in three regions of the country Shiselweni, Lubombo and Hhohho making it friendly for children to give evidence. A permanent bench of industrial court of appeal established in 2021.



16.b

Promote and enforce non-discriminatory laws and policies for sustainable development

Proportion of population reporting having personally felt discriminated against or harassed in the previous 12 months on the basis of a ground of discrimination prohibited under international human rights law is not reported in the country owing to perception survey.

Key achievements

- Human Rights Commission in place
- POCA adopted in 2018 for lifestyle audit
- Introduction of child friendly courts

Key challenges

- Most of the data is based only on reported cases while there are many unreported cases
- There has been an increase in organized crime and corruption
- Human trafficking cases are increasing

Recommendations

- The State party should ensure that the Commission has sufficient independence and human and financial resources to fulfil its mandate, that an effective complaints mechanism is established, and that cases are promptly investigated and resolved by the Commission, with full reparation to victims.
- Review the Constitution and domestic laws, including customary laws, on the status of women, including those relating to marriage, inheritance, property rights and transfer of citizenship;
- Improve governance and strengthen institutions to ensure protection of human rights, accountability and transparency.
- Build capacity of security forces on human rights.
- Fully implement constitutional provisions in order to ensure the full enjoyment of human rights.
- Increase job opportunities and income generating projects to reduce poverty and strengthen programmes for eliminating human trafficking
- Strengthen security at country entry ports to reduce the illicit flows of money (money laundering)
- Develop mechanisms to monitor effectiveness of security forces

4.3. Economic Goals



4.3.1. Goal 8. Promote sustained, inclusive and sustainable economic growth, full and productive employment and decent work for all

This goal is about inclusive and sustainable economic growth, full and productive employment and decent work for all. This is in-line with goal 4 of Agenda 2063, Transformed Economies and Job Creation. The target for Least Developed Countries for this Goal is to achieve at least 7 percent growth in per capita gross domestic product (GDP) per year. The fundamental policy directive on this goal is the creation of an enabling environment that attracts foreign direct investment and promote domestic investment resulting in improvements in employment opportunities, increases in public investment to induce visible private sector participation with maximum utilisation of resources for production. The Labour Force survey (2021), was conducted on the country's human resource to provide information on employment. To promote sustainable economic growth, Government base economic policy direction on the National Development Strategy implemented through the three year rolling National Development Plan, currently for the medium term 2019/20 – 2021/2022.



Target 8.1

Sustain per capita economic growth in accordance with national circumstances and, in particular, at least 7 per cent gross domestic product growth per annum in the least developed countries



Target 8.2

Achieve higher levels of economic productivity through diversification, technological upgrading and innovation, including through a focus on high-value added and labor-intensive sectors.

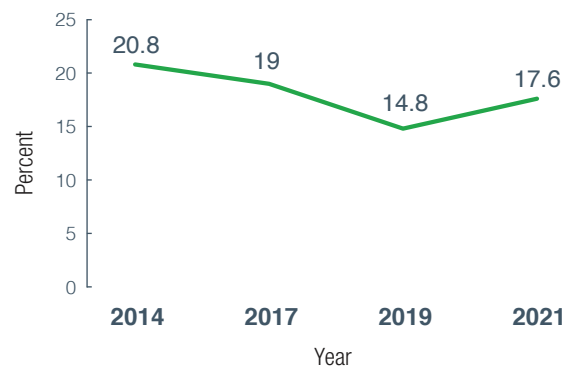
The annual growth of GDP in the country reflect a downward trend over the reporting period. The highest recorded was realized in 2018 at a rate of 2.8 percent and decreased to 2.2 percent in 2019. The sluggish performance is attributed to low performance of the secondary sector as a result of weakening exchange rate which made imports more expensive. The figure below shows the performance of GDP in the country from 2014 to 2020 in actual GDP growth rates.

Figure 33: Annual Growth Rate of Real GDP



The growth rate of GDP decreased further to -1.9 percent in 2020. The emergence of COVID-19 pandemic in March 2020, required that countries of the world engage in restrictive measures to curb the spread of the pandemic. Some of the restrictive measures included no movements of people which going to work was halted. These resulted in slow economic activity and thus the negative growth rate of GDP in 2020.

Figure 34: Annual Growth Rate of GDP/ Employed Person

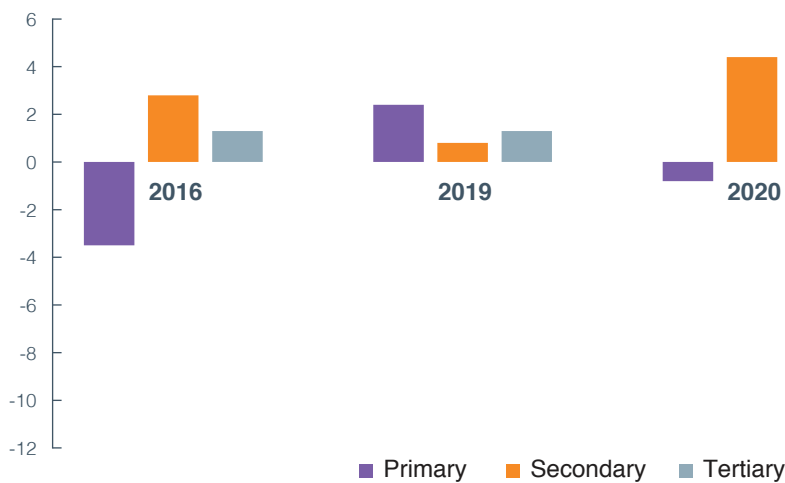


Economic growth in a country can be attributed either to increased employment or more production on average by those employed in both cause aggregate demand and supply respectively. The fall from 20.8 percent in 2014 to 19 percent in 2017 is a result of the weak performance of primary sector especially the Agricultural sector. The country experienced a drought (El-Nino) in 2016 which affected mostly the livestock sector.

The gradual rebound of the economy in 2021 increase the growth rate of GDP per worker from 14.8 percent recorded in 2019 to 17.6 percent realized in 2021. The improvement is a result of the relaxed restrictive measures of COVID -19 which allowed movement of people and goods (tertiary sector) from within and between countries.

The performance of the primary sector in 2016 was affected mainly by the drought experienced in the country. These resulted in a sluggish performance of the other sectors of the economy. The advent of COVID-19 in 2020, resulted in negative performance of the secondary sector on 2021 where economic activity was at its lowest in 2020. In 2019, all the three sector of the economy unimpressively performed positively with a growth rate not surpassing 2.5 percent as the economy was slowly recovering from the 2016 El-Nino drought. The positive growth of the secondary sector in 2020 decreased to a negative growth in 2021 due mainly due to COVID-19 restrictions. The performance of the three sectors of the economy from 2016 to 2021 is shown in figure below.

Figure 35: **Annual Growth Rate of Real GDP/Sector**



Source: CSO Annual GDP Reports

The tertiary or services sector performed positively in 2020 and improved in 2021 as a result of the rebound of the economy from the COVID pandemic. The services sector firms were less affected by the COVID restrictions because they were mostly viewed as essential services during the pandemic. Services such as banking, hospitals, transport and food outlets were not closed thus the positive performance.

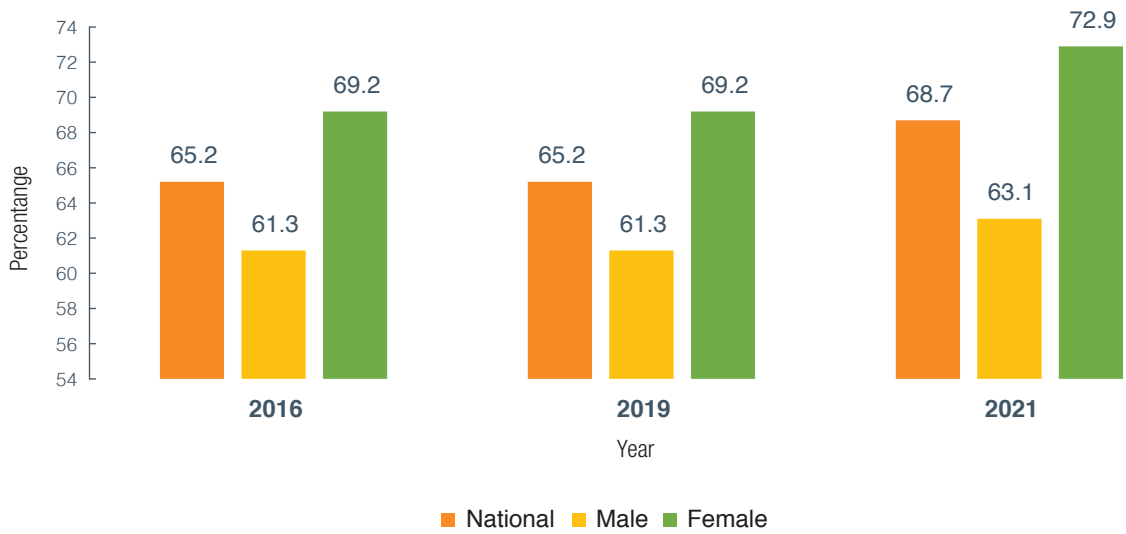


Target 8.3

Promote development-oriented policies that support productive activities, decent job creation, entrepreneurship, creativity and innovation, and encourage the formalization and growth of micro-, small-and medium-sized enterprises, including through access to financial services

The proportion of people in non-agriculture informal employment has been increasing over the years. In 2019, at the national level 65.2 percent of people were employed in this sector and increased to 68.7 percent in 2021. This could be attributed to COVID-19 because some people lost formal jobs and joined the non-agriculture informal sector.

Figure 36: Informal Employment Excluding Agriculture

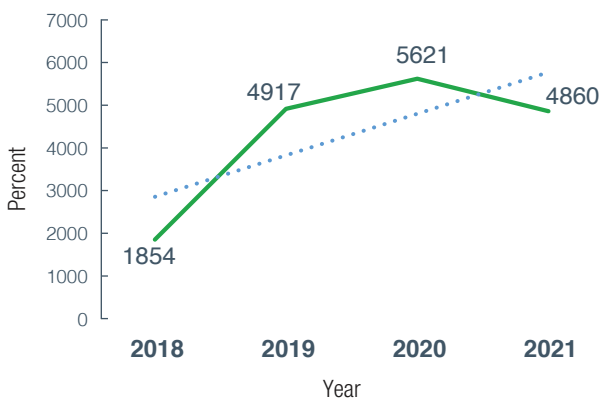


Source: LSF 2016 and 2021

In 2019, 61.3 percent were males while 69.2 were females. The proportion of females and males under non-agriculture informal employment was 72.9 percent and 63.1 percent respectively. The figures reflect that more females than males are working in this sector and larger increases are realized in the female category.

In 2018, the country created 1854 jobs with 4917 jobs opened in 2019. The number of jobs created in a year increased to 5621 in 2020 with a decrease to 4860 jobs in 2021. The figure below shows the number of jobs created in the country from 2018 to 2021 annually.

Figure 37: Number of Jobs Created in a Year



Source: LSF 2016 and 2021

The reduction in the number of jobs created from 2020 to 2021 is attributed to the advent of the COVID-19 pandemic which resulted in restrictions to curb the spread of the virus. The number of jobs created in the country from 2018 to 2021 stand at 11381. There are currently 59283 registered SMEs in the country. The country has three main funds that target SMMEs, the Kick Start Fund for assisting in business start-ups, the Small Scale Export Credit Guarantee Scheme for cushioning small scale traders with the cross-border transaction costs and the Youth Enterprise Fund for loaning youth entrepreneurs start their businesses. SEDCO and Junior Achievers help in capacity building for the aspiring entrepreneurs in business management.



Target 8.4

Improve progressively, through 2030, global resource efficiency in consumption and production and endeavor to decouple economic growth from environmental degradation, in accordance with the 10-Year Framework of Programmes on Sustainable Consumption and Production, with developed countries taking the lead.

The country is currently at a stage to identify the process of collecting data for the indicators on material footprint, material footprint per capita, and material footprint per GDP and domestic material consumption, domestic material consumption per capita and domestic material consumption per GDP.

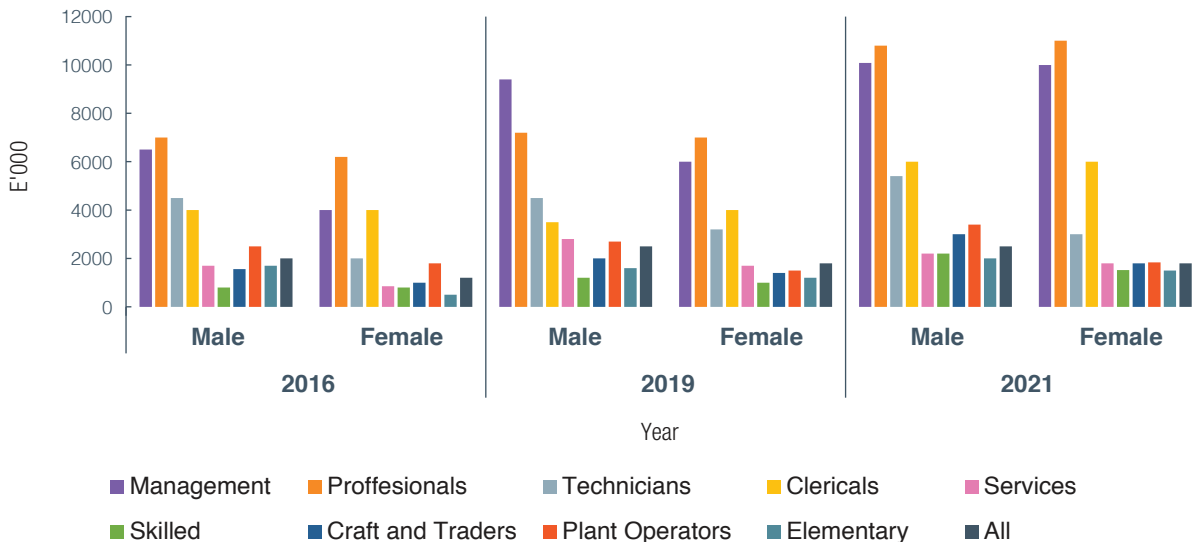


Target 8.5

By 2030, achieve full and productive employment and decent work for all women and men, including for young people and persons with disabilities, and equal pay for work of equal value

The figure below shows the distribution of median monthly income by occupation for both male and female. The median monthly earnings for professional was high in 2016 for both male and female and was overtaken by the management occupation in 2019.

Figure 38: **Median Monthly Earnings /Month by Occupation**

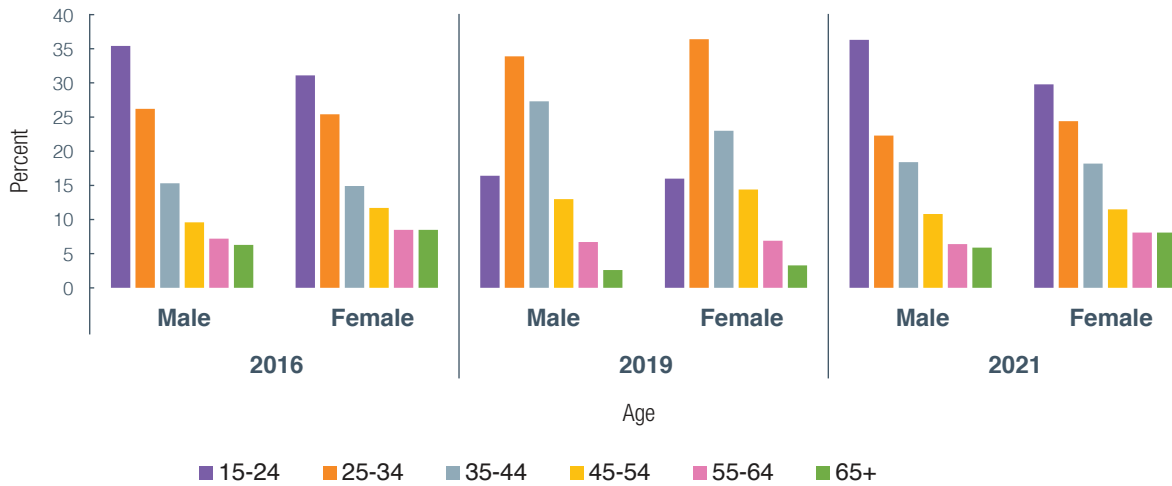


Source: LSF 2021

The figure above depicts that in all the occupation categories males are paid higher than their females counterparts. In 2021 under the professionals' occupations, females were paid equal to men at E 11 000.00 compared to E10 800.00 of 2019. The elementary and plant operators' occupations are the least paid during the period under review. During the period under review, it is evident from the figure above that women earn less than men in all occupations.

The figure below, shows the distribution of the working population in the country disaggregated by sex and age for the period 2016 to 2021. The age group 15-24 years was the most employed during the period 2016 except in the year 2019, where the age group 25-34 years was the most employed.

Figure 39: Working Population by Sex and Age

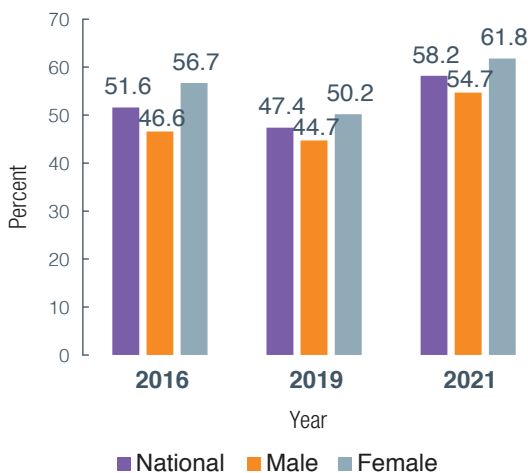


Source: LSF 2021

The figure above further depicts that the females were the less employed in all the age groups during the period under review. Interestingly in 2019, more females were employed under the age group 25-34 compared to men. The figure suggests that the older the people are, the less likely they will be in employment. This is shown by the low percentage numbers of people employed from the age groups 45-54 years through to 65+ years. It means as older people retire from employment, younger people are employed.

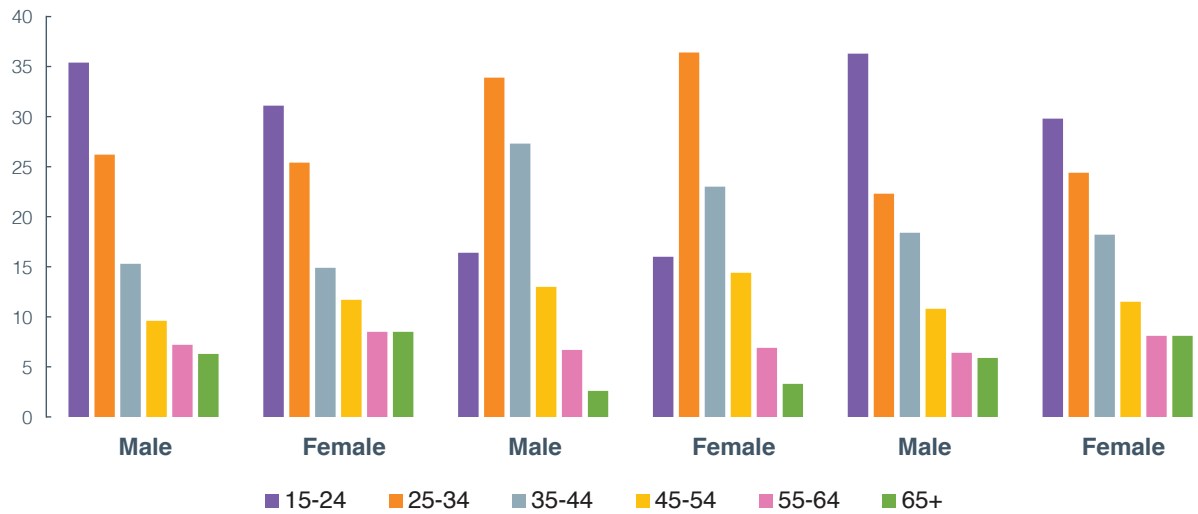
At national level the youth unemployment rate stands at 58.2 percent in 2021, while the male and female unemployment rates stood at 54.7 percent and 61.8 percent respectively. The high level of unemployment among the youth in 2021 can be attributed to the outbreak of the COVID-19 pandemic which required that movements within and among countries be limited. The restrictions affected businesses during the lockdowns as operating hours were minimized. This resulted in some firms opting to lay off workers in bid to keep themselves in business, resulting in increases in youth unemployment. The country suffered from cyclone Eloise which affected many countries of the SADC region which negatively impacted the primary sector of the economy resulting into some jobs being lost. The national youth unemployment rate fell from 51.6 percent in 2016 to 47.4 percent in 2019 as the economy rebounded from the negative effects of the 2016 El-Nino drought.

Figure 40: Youth Unemployment Rate



Source: LSF 2021

The national unemployment rate in the country stood at 33.3 percent in 2021 (LSF, 2021). The increase in the rate of unemployment is mainly attributed to COVID-19 lock down restrictions. These resulted in most businesses downsizing their operations and subsequently workers were laid off.

Figure 41: **Unemployment Rate**

Source: LSF 2021

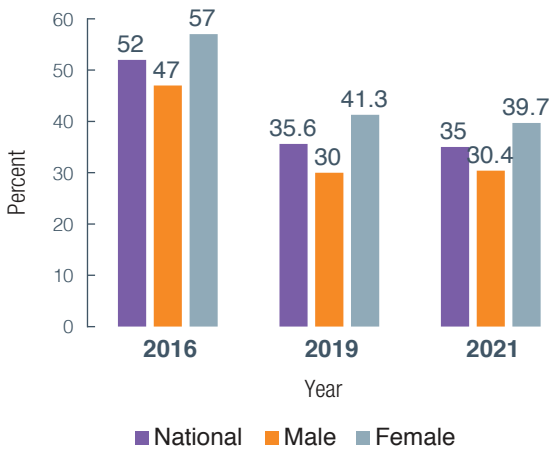
The figure above shows that the mostly unemployed age group in the country is 15-24 years which is youth. Noticeably the graph depicts that the younger an individual is the more likely they are pushed into the unemployment pool. The country has a youthful population and economic benefits could accrue from taking advantage of the demographic dividend.

**Target 8.6**

By 2020, substantially reduce the proportion of youth not in employment, education or training

The indicator on the proportion of youth not in education, employment and training stood at 52 percent at national level in 2016. In 2019 the national NEET decreased to 41.3 percent and further went down to 39.7 percent in 2021.

Figure 42: NEET



Source: LSF 2021

The above figure reflects that in all the reporting years' girls are the mostly found in NEET. The number of girls not in school, employment or training is more than boys, a signal that culture still has a bearing in the human capital formation of girls. Traditionally girls were supposed to stay at home while boys were allowed education and employment. Nonetheless, initiatives promoting the involvement of girls in socio-economic activities such as FPE has seem to be bridging the inequality between boys and girls.

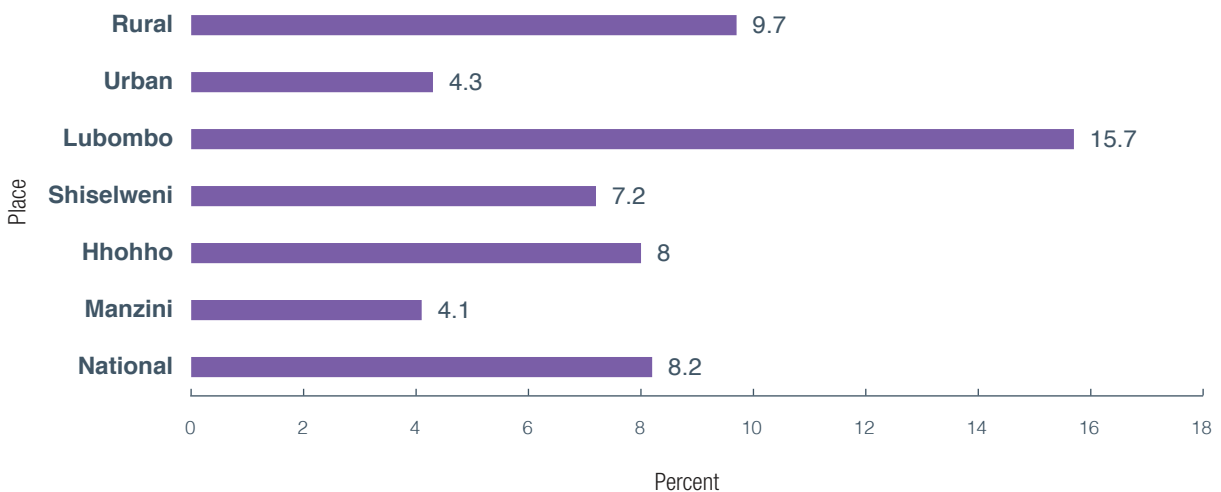


Target 8.7

Take immediate and effective measures to eradicate forced labour, end modern slavery and human trafficking and secure the prohibition and elimination of the worst forms of child labour, including recruitment and use of child soldiers, and by 2025 end child labour in all its forms

Most young children in the country responsible for executing household chores such as fetching water, looking after livestock which in essence is not paid employment. The latest labour force survey reflect that at national level there are 8.2 percent children engaged in child labour. The rural area has 9.7 percent of children doing paid labour compared to 4.3 percent in the urban areas. Most of the children in the rural areas undertake paid labour as a means of livelihood coping strategy in the household. The Lubombo region has 15.7 percent of children engaged in child labour followed by Hhohho at 8 percent. In the Manzini region 4.1 percent of the children are in paid employment while 7.2 percent are found in the Shiselweni region.

Figure 43: Child Labour



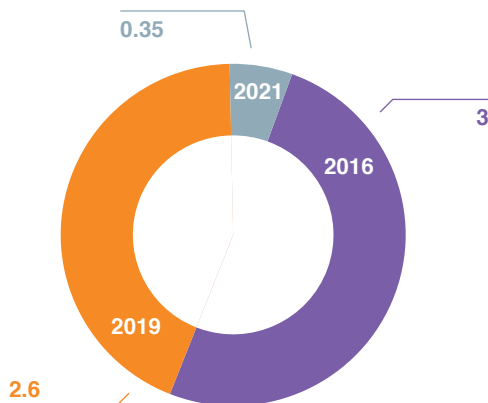
Source: LSF 2021



To protect the labour rights the country has addressed labour issues raised at global level which has resulted in its removal from special paragraph and reinstated in the AGOA. The country is in a process of developing the Labour Market Information System designed to assist in tracking the labour market demand and supply to avoid mismatch in training and jobs available. The system will monitor the work related injuries by industry and on occupation.



Figure 44: **Tourism to GDP**



Source: Annual Tourism Statistics reports

The country recognizes tourism as an engine for economic and for this reason many strides have been put in place to promote the tourism industry in the country. The country established a parastatal to focus on tourism issues. The figure below shows the contribution of tourism to GDP in the country from

the period 2016, 2019 and 2021. Tourism, a sector that is being fully developed in the country contributed 3 percent to GDP in 2016, decreased to 2.6 percent in 2019. The effects of COVID-19 restrictions were felt heavy by the tourism sector as it recorded 0.35 percent contribution to GDP in 2021. The tourism industry in the country has employed most of the youthful population, although there are challenges on their employment status since most of them are working on casual basis.



The country has 5 commercial banks, 45 bank branches and a total of 259 ATMS. The Number of ATMs per 100, 000 adults is at 40.35. In the recent years, the country has observed increase in the number of banks decentralizing services to the regions in an effort to increase access. Further-more, the banking sector continues to improve the technology in the digital space.

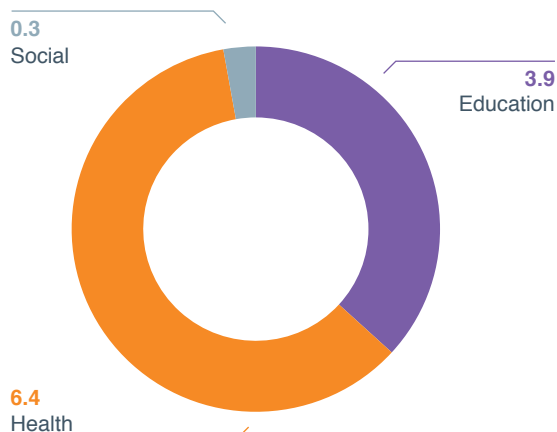


Total government spending in social protection and employment programmes as a proportion of the national budgets and GDP, in the country relates to the Health, Education and social security. In 2021, the total amount of Government expenditure to social protection stood at 10.6 percent. The health sector receives 6.4 percent of government expenditure to social protection, the education sector receives 3.9 percent. The social grants which include OVCs, elderly and people with disabilities receive 0.3 percent of the social protection from the government expenditure. The social protection expenditure is expected to have increase as a result of COVID restrictions which has necessitated that the Govern-

ment set aside stimulus to cushion the businesses and individuals that were negatively affected by the pandemic. The figure below shows the distribution of government expenditure to social protection for the three sectors.

66

Figure 45: **Government Expenditure to Social Protection**



Source: GoE Estimate Books 2021

Key achievements

- The country has 59283 SMEs
- In 2021, the country managed to create 4860 jobs.

KEY CHALLENGES

- High unemployment rate, especially youth
- Chronically low GDP growth rates of less than 5 percent
- Over reliance on SACU receipts for government revenue.
- Falling FDI and low domestic investment

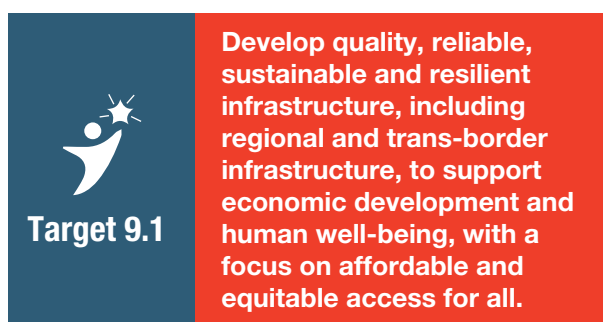
RECOMMENDATIONS

- Intensify implementation of special targeted programmes to stimulate economic growth and development in generating employment especially for the most vulnerable sections of society

- Improve the ease of doing business to attract both FDI and Domestic investment by creating a one stop shop.
- Promote domestic investment by providing similar incentives for attracting FDI such as tax holidays.
- Encourage ease of financial access for the youth entrepreneurship by putting in place policies to unlock financing for small businesses.

4.3.2. Goal 9: Build resilient infrastructure, promote inclusive and sustainable industrialization and foster innovation

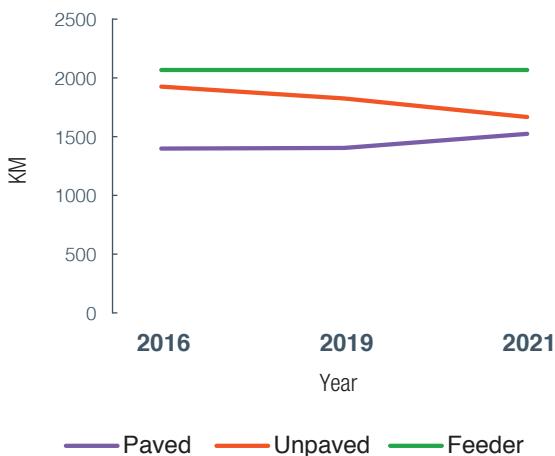
These goal about resilient infrastructure, inclusive and sustainable industrialization, and innovation. This conforms to goal 10 of the African Union Agenda 2063: World Class Infrastructure crisscrosses Africa. The country has a public investment programme in place that addresses public policy issues across sectors in terms of infrastructure development needs. The current focus is on increasing the coverage of its strategic rail and road network and reinforcing participation in regional infrastructural development initiatives, such as the Regional Indicative Strategic Development Plan (SADC). To improve water resources development and water harvesting infrastructure, feasibility studies for dam constructions are currently ongoing. Completed projects include Maguga and Lubovane dams.



The country has made meaningful strides in the development of the roads network infrastructure. The drive is to have resilient and sustainable roads infrastructure which will attract both domestic and foreign direct investments which will boost economic activity while improving the well-being of the populace.

During the reporting period feeder roads have been constant at 2067km. In 2016, paved road was 1398km increasing to 1404km in 2019. The introduction of the Pro-base and single seal model in the country in 2020 has resulted in an increase in the kilometers of roads built in 2021 to 1626km. The challenges faced by the country is the maintenance of the roads which are mostly affected by heavy rains. A recently realized challenge with the Pro-base is quality since the Pro-base roads require large amounts of money of maintenance. The kilometers of unpaved roads decrease as more roads are being paved. In 2016, unpaved roads were 1785km falling to 1536km as more roads are paved in 2021.

Figure 46: **Gazetted Roads Network**



Source: Roads Departments Reports

The annual number of air transport passengers was 56 785 in 2016 and decreased to 56 755 in 2019. During the current reporting period 2021, the number air transport further decreased to 51 148 as travelling restrictions were imposed to prevent the spread of COVID-19 pandemic. In the country rail transport is used to ferry cargo to neighboring countries. The goods mainly transported include sugar, cane fruits, coal and containers to South Africa and Mozambique with some of the goods destined to overseas markets.



Target 9.2

Promote inclusive and sustainable industrialization and, by 2030, significantly raise industry's share of employment and gross domestic product, in line with national circumstances, and double its share in least developed countries


The manufacturing value added as a proportion of GDP and per capita was 2.9 percent in 2016 and remained the same in 2019 at 2.9 percent. In 2020 the share of manufacturing to GDP stood at 26.9 percent (CSO, 2020). The number of people employed in the manufacturing sector was 45190 in 2019 and decreased to 30038 in 2021. The decrease is mainly attributed to the COVID-19 lockdown restrictions where some people were laid-off. Some of the people laid off from formal employment entered joined the informal sector and the agricultural sector.



Target 9.3

Increase the access of small-scale industrial and other enterprises, in particular in developing countries, to financial services, including affordable credit, and their integration into value chains and markets

The number of enterprises with access to industrial land is estimated at to be 51 in 2021. 25491 enterprises in the country are estimated to be having access to credit in 2021. In the country there are currently 59283 established enterprises by 2020.



Target 9.4

By 2030, upgrade infrastructure and retrofit industries to make them sustainable, with increased resource-use efficiency and greater adoption of clean and environmentally sound technologies and industrial processes, with all countries taking action in accordance with their respective capabilities



Target 9.a

Facilitate sustainable and resilient infrastructure development in developing countries through enhanced financial, technological and technical support to African countries, least developed countries, landlocked developing countries and small island developing States

Total emissions of CO2 in the country was 2,831,400 tones 2019. The country has made strides in reducing the amount of carbon emissions by putting in place laws and regulations. The National Climate Adaptation Strategy is a document designed to curb of carbon emissions.

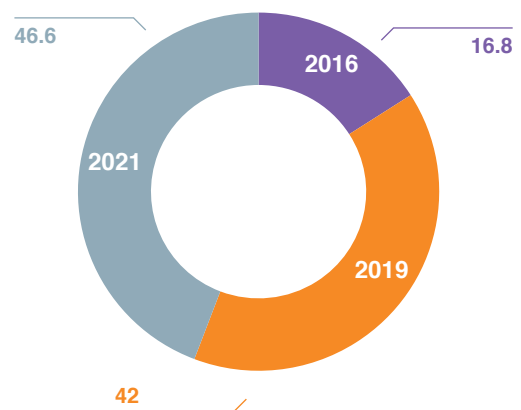


Target 9.5

Enhance scientific research, upgrade the technological capabilities of industrial sectors in all countries, in particular developing countries, including, by 2030, encouraging innovation and substantially increasing the number of research and development workers per 1 million people and public and private research and development spending

The Government allocates a budget to organizations responsible for conducting research and development. In 2019 the Government allocated E133 million to the Royal Science Technology Park to institute technological research and E10.5 million to SERPAC for conducting developmental research for the Government. The country has entities responsible for conducting research and data for full time researchers is still to be collected in the next labour force survey.

Figure 47: **ODA for Infrastructure**

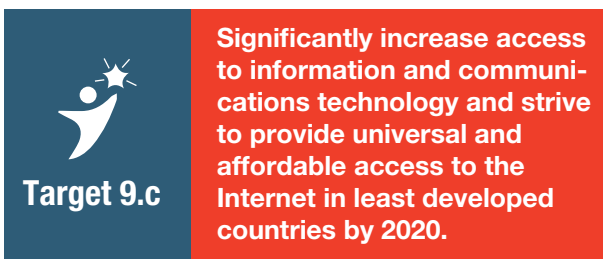


Source: MEPD Annual ODA Reports

The external official donor assistance for infrastructure in the country has been increasing over throughout the reporting period. In 2016, E16.8 million was a loan to the country to develop the roads infrastructure. In 2019 the amount of loans from external sources accounted for E42 million increasing to E46.6 million in 2021. The middle income status of the country did not deter the amount of for infrastructure development. Development of infrastructure is long term investment for the country and a potential for attract both domestic and foreign investors.

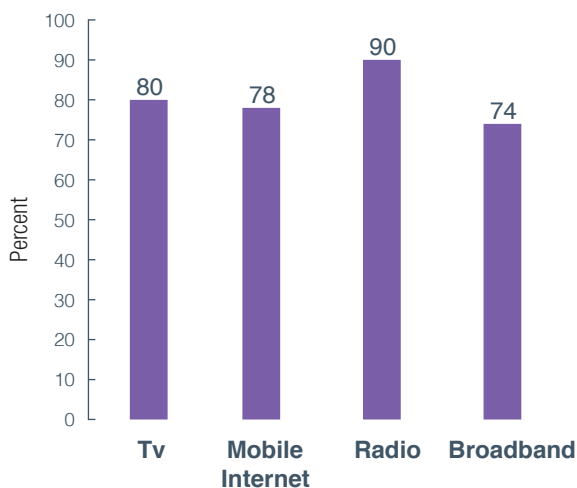


The country has a budget for ICT development by providing a subvention to Royal Science and Technology Park.



In 2021, the proportion of people using different types of communication technology are all above 50 percent. The figure below shows the coverage of communication technology in the country in 2021. The proportion of people with access to radio was 80 percent.

Figure 48: **National Network Coverage**



Source: ESCCOM Annual Reports 2020

78 percent of the population in the country had access to internet while 74 percent were connected to broadband. 90 percent of the population in country has access to radio which is an important means of getting current information which affects their day to day living.

Key achievements

- There is high internet coverage with 80 percent of the population having access to radio and 78 percent have access to mobile internet.
- The external official donor assistance for infrastructure in the country has been increasing over the reporting period, from 16.8 million in 2016 to 46.6 million in 2021.
- The country has made meaningful strides in developing the roads infrastructure from 1398 km in 2016 to 1666 km in 2021.

KEY CHALLENGES

- The available infrastructures for the disabled needs to be rolled out to all public structures everywhere.
- The country's state of infrastructure is deplorable, owing to poor implementation of the maintenance plan.
- The industrial area in the country are centralized in the urban areas leading to high population migration and density which increases demand for basic amenities.
- Minimal of funding on Research and Development (R&D) for innovation, infrastructure and industrialization.
- Currently internet costs are relatively high, thus eliminating inclusive and innovative growth and acting as one of the major challenges for investment in the country

RECOMMENDATIONS

- The infrastructure should be inclusive of all stakeholder needs.
- Increase investment in maintenance of existing infrastructure (buildings, roads, ICT infrastructure).

- Decentralize the industrial companies to all regions of the country.
- Increase the funding of R&D for innovation, infrastructure and industrialization.
- Subsidize the internet cost to reduce business operational cost and promote trade

4.3.3. Goal 10. Reduce inequality within and among countries

This goal is about reducing inequalities within and among countries. Within a country the goal addresses issues of inclusive and sustainable growth in the geographic space and among the groups of people. The goal links to the AU 2063 Agenda, goal ‘Engaged and empowered youth and children’. Efforts have been made by the country to reduce the gap between income inequalities among segments of the economy. The Social protection floors have been strengthened in the wake of COVID-19 in the form of stimulus packages for small business and the proposed unemployment grant for those who lost their jobs during pandemic. The budget for the vulnerable populations in the country has been increased together with the number of beneficiaries. The enactment of the Migration Policy of 2019 will enable the country to regulate movement of people in and outside the country. In mitigating domestic abuse, the country developed the SODV which has been passed into law by parliament.



Target 10.1

1By 2030, progressively achieve and sustain income growth of the bottom 40 per cent of the population at a rate higher than the national average

In 2017, the average amount of households’ expenditure in the country stood at E126 716³².

³²EHIES 2017

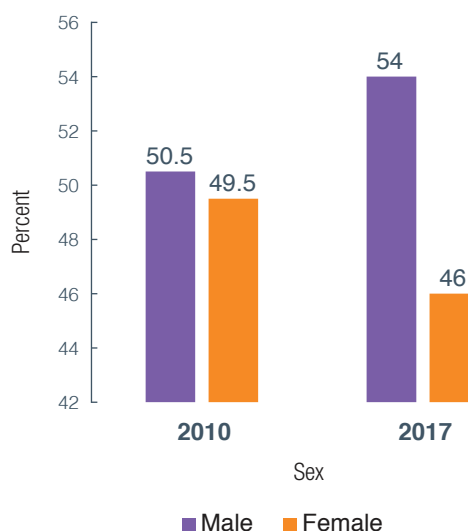


Target 10.2

By 2030, empower and promote the social, economic and political inclusion of all, irrespective of age, sex, disability, race, ethnicity, origin, religion or economic or other status


The proportion of people living below 50 per cent of the median income, by sex shows that income inequalities exist between men and women. The figure below shows the proportion of people below 50 percent median income for years 2010 and 2017.

Figure 49: Income per Capita



Source: EHIES 2010 and 2016

The proportion of females living below 50 per cent of median income between 2010 and 2017, decreased from 49.5 percent to 46 percent, whereas that of male increased from 50.5 percent to 54 percent which can be linked to the facts that most women are in low paying jobs, underrepresented in senior positions and lack reproductive assets than men. Due to COVID-19 pandemic of 2020, the proportion of people living below median income is expected to increase as a result of diminishing operations for most businesses.

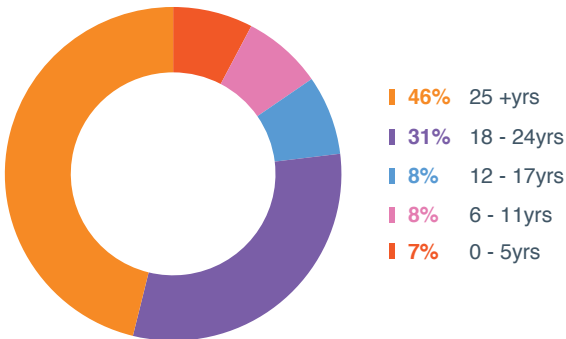


Target 10.3

Ensure equal opportunity and reduce inequalities of outcome, including by eliminating discriminatory laws, policies and practices and promoting appropriate legislation, policies and action in this regard.


The total number of people who were allegedly trafficked (human trafficking) during the year 2017 was 13 people. The international immigration organization on migration has developed an office in Eswatini to build capacity for migration. 46 percent of people above age of 25 years and 31 percent between the ages 18 to 24 years were trafficked in the country in 2017, reflecting 6 people and 4 people in the age groups respectively.

Figure 50: **Number of Trafficked people**



Source: ERSP Annual Reports

In 2020, 29 males and 2 females were trafficked in the country. Most of the traffickers' lure men above the age of 25 with employment opportunities outside the country. The country has developed the National Migration Policy in 2019 in an effort to curb the surge of human trafficking.



Target 10.4

Adopt policies, especially fiscal, wage and social protection policies, and progressively achieve greater equality

Labour share of GDP, comprising wages and social protection transfers was 14 percent in 2016 and remained the same in 2016. In 2019, the labour share of GDP slightly improved to 14.2 percent in 2019. The figures are expected to deteriorate during the COVID pandemic era since travel restrictions were imposed to curb the spread of the virus. Redistributive impact of fiscal policy is very important in the sense that it helps safeguard and enhance the space for fulfilling economic, social, cultural, civil and political rights, particularly if a country adopts a progressive taxation policy and systematically leverages the national fiscal policy to enhance social protections and improve the lives of people in the country. The relationship between human rights and fiscal policy is not only viable, it is indeed essential, as policies (including social protection policies) are implemented through dedicated allocation of resources and the more targeted such allocation are, the more effective they will be. To create and sustain an economy that fulfils human rights and guarantees decent work for all, human rights principles should be used as a binding framework for designing, implementing, monitoring and assessing fiscal policy.



Target 10.5

Improve the regulation and monitoring of national financial markets and institutions and strengthen the implementation of such regulations

The country does not have monetary policy to monitor national financial markets, the country depends on South Africa since its currency is perked to the South African currency.

Target 10.1 Ensure enhanced representation and voice for developing countries in decision-making in global international economic and financial institutions in order to deliver more effective, credible, accountable and legitimate institutions

The country is affiliated to United Nations organization and has voting rights in the decision making process in international forums.

Target 10.7 Facilitate orderly, safe, regular and responsible migration and mobility of people, including through the implementation of planned and well-managed migration policies

The international immigration organization on migration has developed an office in Eswatini to build capacity for migration as of March 2018. The human rights commission has since opened office in the country in 2021.

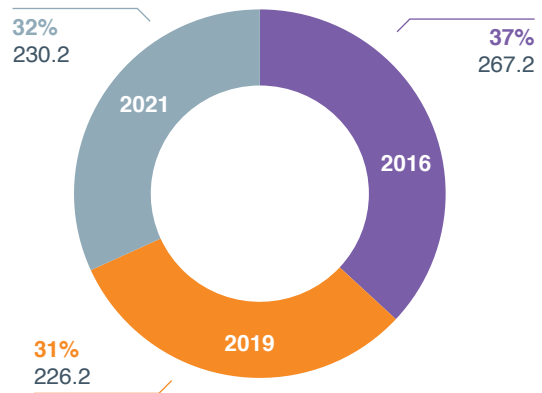
Target 10.a Implement the principle of special and differential treatment for developing countries, in particular least developed countries, in accordance with World Trade Organization agreements

The country is able to trade with different countries without any difficulties. There no tariffs against the country.

Target 10.b Encourage official development assistance and financial flows, including foreign direct investment, to States where the need is greatest, in particular least developed countries, African countries, small island developing States and landlocked developing countries, in accordance with their national plans and programmes

The total ODA in the country has been falling throughout the reporting period. In 2016, E267.2 million decreasing to E226.2 million in 2019. The effects of COVID-19 coupled with middle income status of the country contributed to the further decrease to E230.2 million in 2021.

Figure 51: Total ODA



Source: MEPD ODA Annual Reports

Target 10.c By 2030, reduce to less than 3 per cent the transaction costs of migrant remittances and eliminate remittance corridors with costs higher than 5 per cent

Percentage households received money outside Eswatini in the last 12 months was 11.39 percent in 2019. Due to the COVID-19 pandemic the amount of remittances received by the population in the country is expected to fall.

Key Achievements

- The human rights commission has established in country in 2020 to curb the human trafficking surge.
- There are no tariff imposed against the country in terms of trade.

Key Challenges

- There are inequalities that exist between men and women.
- Duration of time taken to conclude human trafficking cases is long.
- Inadequate data availability for the indicators for example yearly remittances to the country.

Recommendations

- Ensure that all national frameworks address issues of inequalities between rural and urban areas
- Develop laws and regulations that will promote for equal remuneration of men and women.
- Establish mechanisms to monitor and evaluate the adequacy, efficacy and equitability of the distribution of resources
- Develop and implement the case management system to reduce the black logs.
- Initiate and conduct surveys and engage in experience sharing with other countries on the indicator development.

4.3.4. Goal 17. Strengthen the means of implementation and revitalize the Global Partnership for Sustainable Development.

Implementation of the country's development programme is through domestic resources and support from development partners as well as loans and grants. An enabling environment for donor support and effective utilization prevails. A successful sustainable development agenda requires partnerships between governments, the private sector and civil society. Continental financial and monetary institutions established and functional. This is in-line with African Union Agenda 2063 goal 9: Key Continental Financial and Monetary Institutions established

and functional. It was agreed at the global level, that serious action to mobilize, redirect and unlock the transformative power of trillions of dollars of private resources across the globe to deliver on sustainable development objectives is needed. It was further established that long-term investments, including foreign direct investment, are needed in critical sectors (such as sustainable energy, infrastructure and transport, as well as information and communications technologies), especially in developing countries. The public sector's primary role is to set a clear direction in this transformative process. The review and monitoring of frameworks, regulations and incentive structures that enable long-term investments improved to attract more investments and reinforce sustainable development.

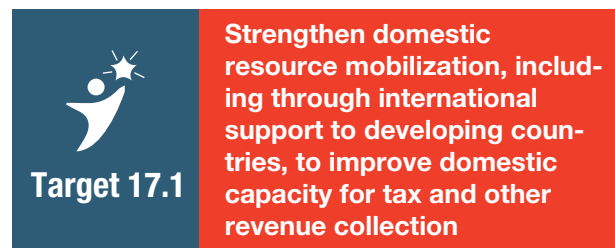
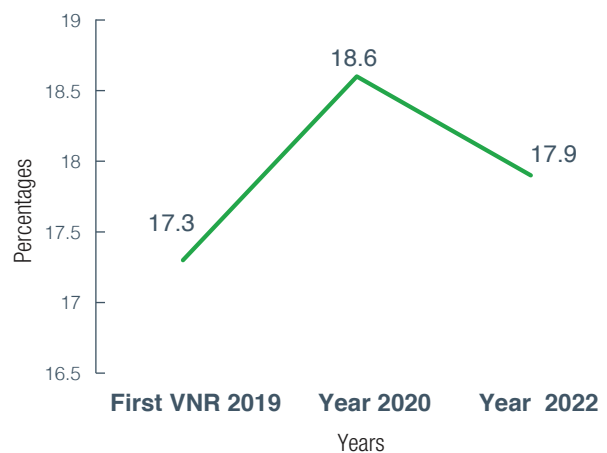


Figure 52: **Government Revenue Excluding Grants**



Source: GoE Estimate Books

The total Government revenue in 2019 in the country amounted to E17.3 billion, increasing to E18.6 billion in 2020³³. The situation presents a non COVID-19 impact on the revenue collection. With the advent of COVID-19 in 2020, the amount of domestic revenue

³³Government Estimate Book, 2017,2018,2020

collected in the country is anticipated to decrease as a result of slow business operations experienced by most companies. To cushion the loss incurred by most companies the Government initiated a Reconstruction Fund. The figure below presents the amount of domestic revenue excluding grants and without SACU receipts. The budget of the country is mostly funded through domestic revenues. Government revenue excluding grants in the 2022/23 fiscal year is projected to reach E18.7 billion, which is 23.8 percent of GDP, a decrease of 2 percent on 2021/22. Of this, SACU receipts declined from E6.4 billion in 2021/22 to E5.8 billion in 2022/23. Non-SACU revenue increased from E12.6 billion to E12.8 billion, a growth of 1.6 percent.

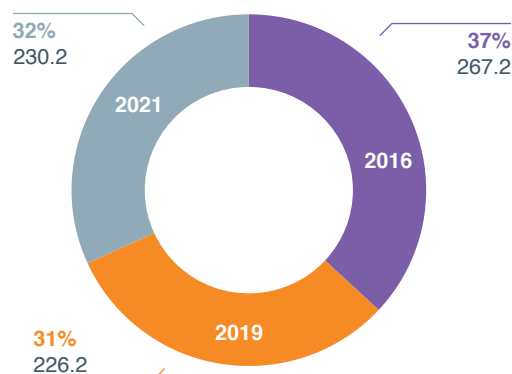


Target 17.2

Developed countries to implement fully their official development assistance commitments, including the commitment by many developed countries to achieve the target of 0.7 per cent of gross national income for official development assistance (ODA/GNI) to developing countries and 0.15 to 0.20 per cent of ODA/GNI to least developed countries; ODA providers are encouraged to consider setting a target to provide at least 0.20 per cent of ODA/GNI to least developed countries

The total ODA in the country has been falling throughout the reporting period. In 2016, E267.2 million decreasing to E226.2 million in 2019, which is 37 percent and 31 percent during the reporting period respectively³⁴. The effects of COVID-19 coupled with middle income status of the country contributed to the further decrease to E230.2 million in 2021, constituting 32 percent over the reporting period.

Figure 53: **Total ODA**



Source: MEPD ODA Annual Report



Target 17.3

Mobilize additional financial resources for developing countries from multiple sources

Proportion of FDI and ODA and SST to total domestic budget in 2015 was 6.27 percent, increasing to 8.18 percent in 2017. Within the country the partnership held for executing some programmes and projects and are between Government, Development Partners, Non-Governmental Organizations and the Private sector. The volume of remittances as proportion of GDP reflect that in 2020, the percentage of households that received money outside Eswatini in the last 12 months was 11.3 percent.

³⁴ODA Report 2020

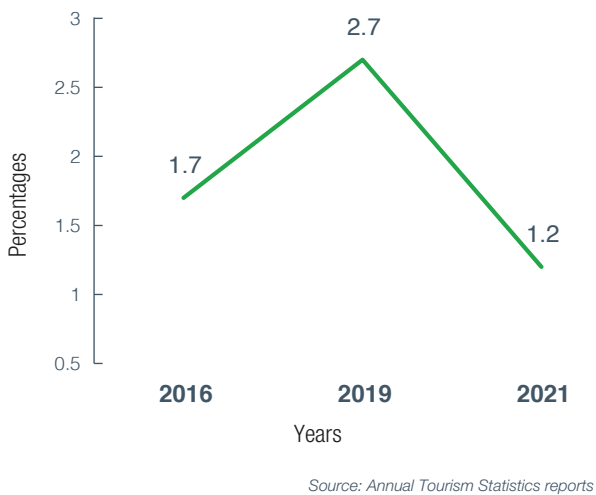


Target 17.4

Assist developing countries in attaining long-term debt sustainability through coordinated policies aimed at fostering debt financing, debt relief and debt restructuring, as appropriate, and address the external debt of highly indebted poor countries to reduce debt distress

The debt as proportion of GDP stood at 1.7 percent in 2016, increasing to 2.7 percent in 2019. The increase is attributed to dwindling Government financial resources and bulging recurrent expenditure. The new Government came into office in 2018 and the priority was to clear debts which resulted to the decrease of the proportion of debt to GDP at 1.2 percent.

Figure 54: **Tourism to GDP**





Target 17.5

Adopt and implement investment promotion regimes for least developed countries

The country currently has two investment promotion regimes, the Swaziland Investment Promotion Authority 2010, responsible for promoting both domestic and foreign direct investments. There is the


Investor Roadmap Unit established in 2015, established to resuscitate the economy from the 2010 global financial meltdown, through the identification of investment zones.



Target 17.6

Enhance North-South, South-South and triangular regional and international cooperation on and access to science, technology and innovation and enhance knowledge-sharing on mutually agreed terms, including through improved coordination among existing mechanisms, in particular at the United Nations level, and through a global technology facilitation mechanism

The country had a South-South Cooperation for the development of the Participatory Poverty Assessment study in 2019, reflecting additional technical resources. The country has three science/technology cooperation agreements. This South-South cooperation's resulted in the establishment of the Science Technology Park and the under the Information and Communication Technology sector. Fixed Internet broadband subscriptions per 100 inhabitants, by speed, reflect 1.06 percent in 2020.



Target 17.7

Promote the development, transfer, dissemination and diffusion of environmentally sound technologies to developing countries on favorable terms, including on concessional and preferential terms, as mutually agreed.

Total amount of approved funding for developing countries to promote the development, transfer, dissemination and diffusion of environmentally sound technologies. Fully operationalize the technology bank and science, technology and innovation capacity-building mechanism for least developed countries by 2017 and enhance the use of enabling technology, in particular information and communications technology is not applicable to the but to donor countries.




Target 17.9

Enhance international support for implementing effective and targeted capacity-building in developing countries to support national plans to implement all the Sustainable Development Goals, including through North-South, South-South and triangular cooperation

The dollar value of the South-South cooperation was valued at US\$ 10000.00.

TRADE



Target 17.10

Promote a universal, rules-based, open, non-discriminatory and equitable multilateral trading system under the World Trade Organization, including through the conclusion of negotiations under its Doha Development Agenda

The country does not have tariffs with any country. The last tariff line that the country had with Mozambique was eliminated in 2016.



Target 17.11

Significantly increase the exports of developing countries, in particular with a view to doubling the least developed countries' share of global exports by 2020

The country's trade/GDP ratio stood at 122 percent in 2012. The country's share in world trade was 0.02 percent for both exports and imports in 2014.



Target 17.12.1

Average tariffs faced by developing countries, least developed countries and small island developing States. Localized to: Average tariffs faced by Eswatini

About 65 percent of Eswatini's exports are destined for the SACU, about 12 percent for SADC outside SACU, about 9.9 percent for COMESA and about 7.3 percent for EU in 2015. About 71 percent of Eswatini's exports are destined for the SACU region, about 11 percent for SADC outside SACU and 5 percent to the EU in 2021.

SYSTEMATIC ISSUES

Institutional Coherence



Target 17.13

Enhance global macroeconomic stability, including through policy coordination and policy coherence

The country utilizes the NDS for long term planning and the NDP is used for the short-medium term planning and is implemented through the MTEF budget method



Target 17.14

Enhance policy coherence for sustainable development

In enhancing policy coherence of sustainable development, the country developed a number of mechanisms to enhance sustainable development. The country reviewed the NDS in 2015 to integrate emerging issues such as the UN Agenda 2030, AU Agenda 2063, SADC RISDP and climate change issues. The NDS is implemented through the three-year development Plan 2019-2022.



The country's NDS is a long term overarching planning development framework. The NDP is a medium term development planning framework which is implemented through the Medium Term Expenditure Framework (MTEF). The Participatory Poverty Assessment (2019,) reflect on how the poor people themselves perceive poverty and suggest remedies for moving out of extreme poverty.

SYSTEMATIC ISSUES

Multi-stakeholder Partnerships



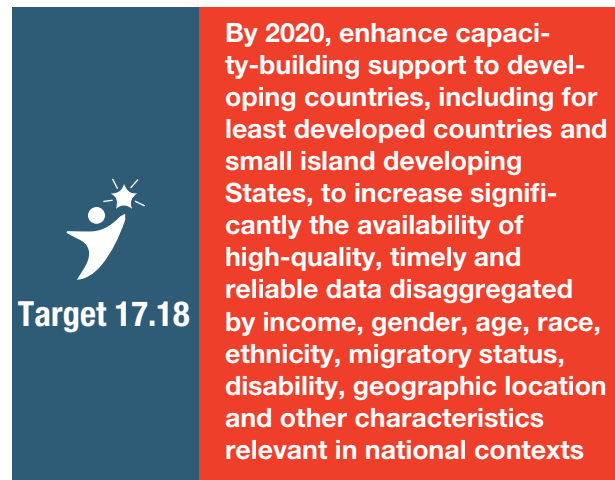
In the country the development of the progress report of the SDGs is a multi-stakeholder engagement. The report is developed annually and is submitted to United Nations General Assembly on Sustainable Development. Bi-annually the country reports progress made on the implementation of the Africa Agenda 2063.



The country engages in Public Private Partnerships (PPPs) for implementing some capital projects especially in infrastructure development. The PPP Act of 2013/14 is in place which is a guiding document for engaging with the private sector. In 2016/17, the country committed to the construction of the Lukhula-Big Bend road with a PPP value of E608 million.

SYSTEMATIC ISSUES

Data, Monitoring and Accountability



The proportion of sustainable development indicators produced at the national level with full disaggregation when relevant to the target, in accordance with the Fundamental Principles of Official Statistics is done when national surveys are conducted. The 2017 Housing and Population Census disaggregated data according to regional, sex, age and residence.



Target 17.19 By 2030, build on existing initiatives to develop measurements of progress on sustainable development that complement gross domestic product, and support statistical capacity-building in developing countries

Key Achievements

- Government debt servicing as a proportion of GDP decreased from 2.7 percent in 2019 to 1.2 percent in 2021 because the government prioritized debt clearance when they came into office in 2018.

Key Challenges

- Status of middle-income country has seen more agencies go out.
- There is a delay in the adoption and implementation of the regulations of the Public Finance Management Act of 2017.
- At times, donor's interest is not in synchrony with government's priorities.
- Some sustainability projects suffer from donor fund discontinuation prematurely

RECOMMENDATIONS

- Strengthen national data systems to support the National Strategy for Sustainable Development and Inclusive Growth as well as the 2030 Agenda.

4.4. Environmental Goals



4.4.1. Goal 6. Ensure Availability and Sustainable Management of Water and Sanitation for All

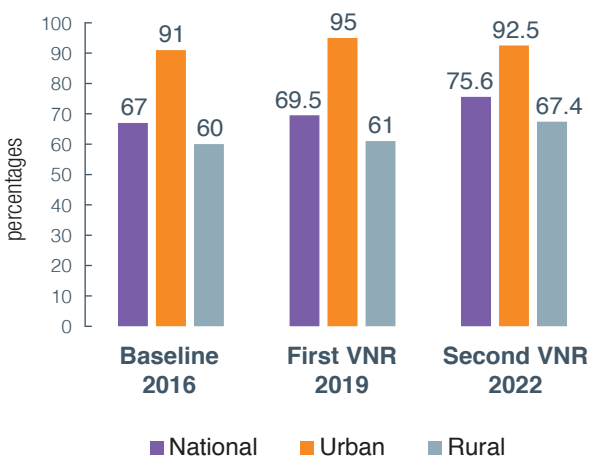
Eswatini, under this SDG has committed itself to achieve universal and equitable access to safe and affordable water for all, access to adequate and equitable sanitation and hygiene for all and end open defecation, paying special attention to the needs of women & girls and those in vulnerable situations. Safe drinking water and sanitation are human rights and they are essential to improving nutrition, preventing disease and enabling healthcare, as well as ensuring the functioning of schools, workplaces and political institutions and the full participation in society of women, girls and marginalized groups. The country mostly relies on transboundary rivers and groundwater for its water supply. However, heat waves, storms (e.g. Eloise) and droughts like El nino affected levels of water for drinking and hygiene. Strategies for Water, Sanitation and Hygiene were developed and implemented to guide the interventions and initiatives undertaken to ensure sustainable development.

Financing of the interventions and initiatives that seeks to increase water access and to improve sanitation & hygiene remains crucial for the success of this SDG.



Clean water is vital for a healthy population as it reduces deaths that are due to water related diseases. In Eswatini, there was an improvement from 69.5 percent in 2019³⁵ to 75.6 percent in 2021³⁶ of the population having access to safely managed drinking water services. However, rural population is lagging behind as it stands at 67.4 percent while 92 percent is for the urban population. The increase in the access to water is attributed to the improved number of water schemes opened and the addition of new structures in towns. There was increase in installation of boreholes and the coverage by Eswatini Water service who provides tap water improved between 2019 and 2021. The graph below shows the proportion of households using drinking water between 2014 and 2021.

Figure 55: **Proportion of households using safely managed drinking water**

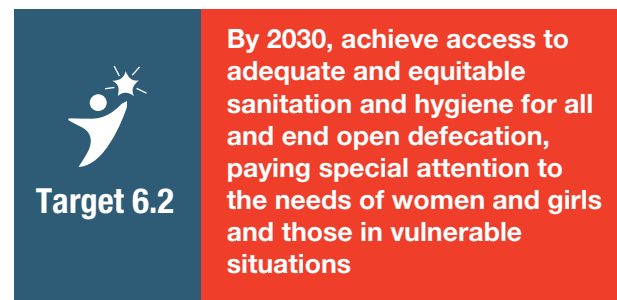


Source: EHIES

In the country, the collection of water from water sources continues to be a women's chore in many households.

About 62.2 percent of women versus 21.2 percent of men, 6 percent of girls below 15 years, as compared to 3.3 percent³⁷ boys of the same age collect water which shows the disparity in terms of exposure to contracting waterborne diseases.

The remaining challenge is that the water pricing strategy is still being developed which makes it difficult to regulate prices effectively e.g. in 2019 water price increased unexpectedly by 10 percent. Eswatini, needs to engage national stakeholders, formalize final draft for authorities' approval of the strategy.



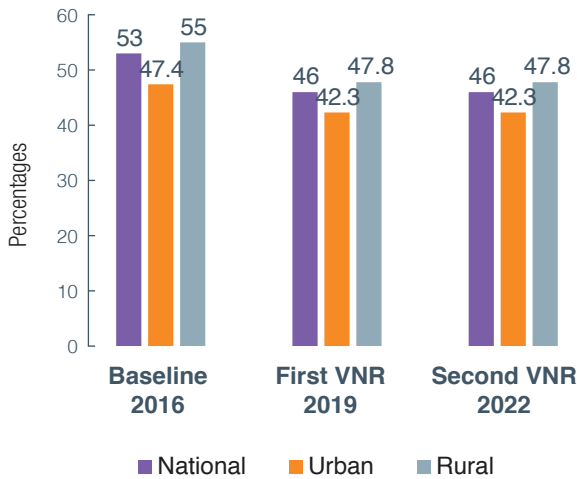
Good hygiene and sanitation practices are essential for the survival of Eswatini citizens particularly the children, women and girls. Accessing sanitation while ensuring good hygiene practices remains low with proportion of population using safely managed sanitation declining from 53 percent in 2014 to 46 percent in 2018. Rural population continues to lag behind as it stands at 47 percent while urban remains at 42.3 percent. This is attributed to the increase in number of informal settlements which affects provision of WASH services thus reducing standards and wellbeing of Emaswati. Lubombo and Shiselweni continues to remain behind in terms of access to hygiene as they stand at 32 percent and 40 percent respectively. The graph shows the proportion of population using safely managed sanitation services.

³⁵Source: Eswatini Household Income and Expenditure Survey 2016/17

³⁶Source: MNRE Annual report, 2021

³⁷Source: COVID-19 Recovery Needs Assessment (CRNA), 2021

Figure 56: **Proportion of population using safely managed sanitation services**



Source: EHIES

In an effort to improve hygiene, Eswatini encouraged construction of sanitation and hygiene facilities that adhere to the international standards e.g. toilets. In 2019, about 42 percent of households used shared toilet facilities and 30 percent of the households use shared or unsafe drinking water sources. In 2019, about 25 percent had access to handwashing facilities in home s& schools with soap and water and this aimed to prevent & control the spread of diseases including COVID-19. The practice of open defecation is still a challenge in the country and about 11 percent of the population used open bushes in 2019.

Target 6.3

By 2030, improve water quality by reducing pollution, eliminating dumping and minimizing release of hazardous chemicals and materials, halving the proportion of untreated wastewater and substantially increasing recycling and safe reuse globally

The country showed its commitment in monitoring the quality of water to reduce contaminants that are a health hazard. Continuous population growth, urbanization, food production and industrialization in the


country has instilled poor water use practices accompanied with ineffective wastewater management strategies. A water quality control department established in the country has intensified monitoring of bodies of water with good ambient water quality. They also ensure that water bodies are compliant with set water quality standards. The proportion of treated wastewater from industries and urban areas is satisfactory and it stands at about 75 percent. In terms of compliance with set water quality standards the country is doing well as it stands above 65 percent. In addition, construction and use of dams like Ethemba dam and Nondvo dam is underway.

Target 6.4

By 2030, substantially increase water-use efficiency across all sectors and ensure sustainable withdrawals and supply of freshwater to address water scarcity and substantially reduce the number of people suffering from water scarcity


The country has taken great strides in terms of improving water use efficiency as it continues to adopt new innovations, time and cost saving technologies that enhances people to manage water. In the agricultural sector for instance, there was an increase in adoption of drip irrigation system and lessened use of sprinkler particularly in sugar production. There was a decline in the level of water stress in reservoirs and rivers of the country from 40 percent in 2019 for all river basins. The decline was due to the above normal rains received as a result of storm Eliose. This remains at an acceptable level for sustainable supply of water. The country is developing the Adaptation plans to climate change to ensure that water scarcity is kept under control.

The country needs to put more effort to deal with water stress since some rivers e.g. the Ngwavuma river basin periodically runs dry and has short spells of recovery during the rainy season.



Target 6.5 By 2030, implement integrated water resources management at all levels, including through transboundary cooperation as appropriate

The majority of the country’s river waters are within the ambient conditions. The Degree of integrated water resources management implementation improved from a baseline of 35 percent in 2014 to 60 percent during 2020 (Country Survey Instrument for SDG Indicator 6.5.1 2020). Eswatini, in an endeavours to increase cooperation has partnered with the republic of South Africa to manage the Joint River Basins Project. The proportion of transboundary basin area with an operational arrangement for water cooperation increased from 93.53 percent in 2019 to above 95 percent in 2021.



Target 6.6 By 2030, protect and restore water-related ecosystems, including mountains, forests, wetlands, rivers, aquifers and lakes

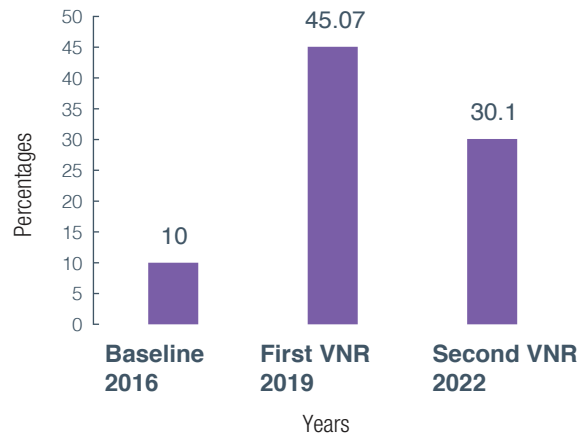
Wetlands act as breeding grounds for important fish species and birds with numerous extraordinary diversity of plant species, which helps to cleanse water pollutants, regulate floods, provide habitats for plants, animals and insects. Waters in wetlands are threatened due to poor protection and management in the country. There is great ignorance about the role and importance of wetlands. The country is currently developing a Draft Wetlands policy which will ensure protection of such important sites. There has been an increase in poor utilization of wetlands since 2019. For instance, Emaswati has constructed houses in such lands and the diverse plants has been improperly harvested for commercial purposes. The country needs to speed up the attempt of devising a strategy to protect these important areas.



Target 6.a By 2030, expand international cooperation and capacity-building support to developing countries in water-and sanitation-related activities and programmes, including water harvesting, desalination, water efficiency, wastewater treatment, recycling and reuse technologies

Cooperation is key for enhancing relationships, resource mobilization and development. The country through official development assistance(ODA) has increased partnership in an endeavor to improve clean water usage and improved hygiene. Through resource mobilization, the country has increased finances from US\$10Million in 2016 to USD45.07Million in 2019 . However, in 2020 there was a decline to USD30.1 in assistance towards water and sanitation. Poor sanitation threatens the wellbeing of Emaswati. The graph below shows the ODA support from development partners.

Figure 57: **Water and sanitation ODA received**



Source: MEPD ODA Annual Reports

Since 2019, there has been a decline in assistance provision for water projects as most funds were channeled to programs that seeks to prevent and control the spread of COVID-19.



Target 6.b

Support and strengthen the participation of local communities in improving water and sanitation management

82

The proportion of local administrative units with established and operational policies and procedures for participation of local communities in water and sanitation management stood at 39 percent in 2018. Overall the country is progressing fairly well in terms implementing this Goal as it continues to strengthen implementation of interventions that seeks to improve access to water and sanitation. The country pride itself with the handful policies and development frameworks that are implemented to realize the results of this goal. The effort shown in resource mobilization to finance water and sanitation related programs is applauded and it is key for sustainable development. In the country, implementation of the existing policies and strengthen the financing of the development strategies remains low, wetlands are misused and not protected and also the pace of implementation of WASH programmes is not satisfactory.

Key Achievements

- Increased the number of people with safe, clean and reliable water
- WASH policies and strategies developed and being implemented. These include the: Integrated Water Resources Management Draft Master plan (2016); WASH Sector Development Strategy (2017 to 2022); National Water policy (2018); National Sanitation and Hygiene Policy (that is operationalized by a sanitation strategy)
- Increased funding for the development of a National Water Supply Master Plan and for the development of a water schemes

Key Challenges

- Inadequate water harvesting technics.
- Poor sustainability of rural water supply and sanitation services

- Poor operation and maintenance of the existing water, sanitation and hygiene infrastructure
- Limited available finance and budget for sanitation and hygiene, with no specific budget available for operation and maintenance of institutional facilities (schools and health centers) or support to domestic services
- Poor planning of settlements resulting in mushrooming of informal settlements affects the provision of WASH services.

Recommendations

- Improve Public Private Partnerships approach on portable water supply
- Review the rural water supply projects procurement system for improved service delivery.
- Increase, significantly, investments in rural areas to fight inequalities and improve access to drinking water while addressing sanitation deficiencies in the country
- Government should develop and implement a wetlands policy.
- Government needs to put in place legislation and regulation on sanitation and hygiene that takes a holistic approach and includes aspects such as gender (for example, menstrual hygiene)

4.4.2. Goal 7. Ensure Access to Affordable, Reliable, Sustainable and Modern Energy for All

Achieving Goal 7 will open a new world of opportunity for the millions of Eswatini as it will lay the foundation for the eradication of poverty, for climate action and for a sustainable world. This implies that without progress on this Goal, it will be impossible to achieve the 2030 Agenda for Sustainable development. In Eswatini, Energy is a major contributor to human health problems, primarily from air pollution caused by the combustion of fuels. It is becoming a basic need, just like food and education. It is unfortunate that not everyone is enjoying the benefits of this all-important innovation as the number of people lacking access to modern electricity, some of whom have electricity connection in their homes, still rely on coal and wood for heating and cooking.

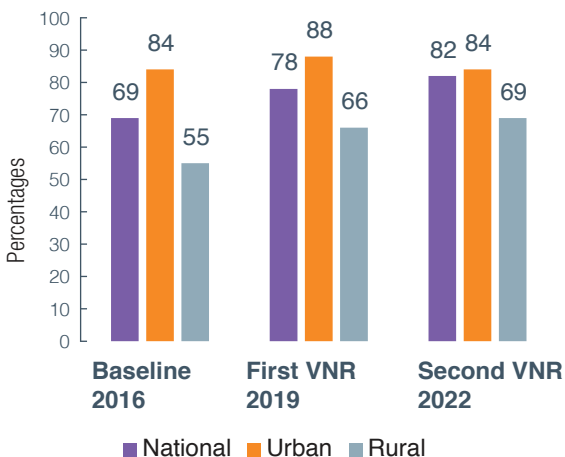
Eswatini has been trying to eliminate the use of non-renewable sources of energy over the year through implementation of a number of interventions and policies.



Target 7.1
By 2030, ensure universal access to affordable, reliable and modern energy services

The country has done a commendably well in terms of ensuing equitable and affordable access to clean energy for people living in both urban and rural areas. According to the Annual Energy reports, the proportion of household with access to electricity nationally increased from 69 percent in 2014 to 78 percent in 2018 . and 82 percent in 2020 . The figure shows the population having access to electricity since 2017. The improvement in access to electricity for rural household is largely due to the Rural Electrification Program (REP) which is funded by Government in collaboration with development partners. The country continues to support use of clean energy e.g. proportion of households using solar stands at 5 percent in 2021. Some inequalities still exist though as households located in urban areas are better off with access above 80 percent over the reporting period while for rural areas stands at 69 percent in 2020.

Figure 58: **Population with access to electricity**



Source: MNRE Annual Report 2021

The challenge is that the cost of electricity is still high in the country which creates the disparity between the poor and rich with regard to affordability. This is because the country relies on South Africa and Mozambique for importation of electricity. The vulnerable groups cannot afford to buy the basic utility.



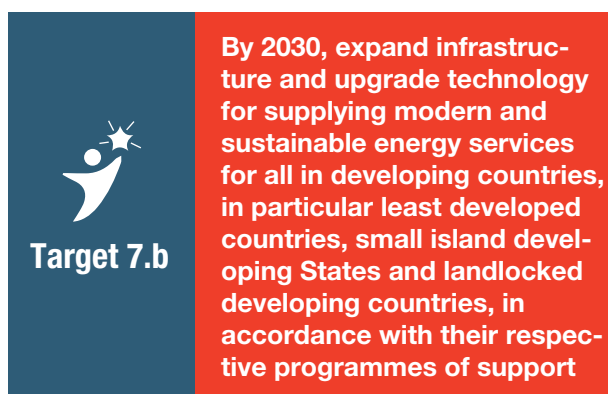
Target 7.3
By 2030, double the global rate of improvement in energy efficiency

The country has developed a number of strategies on the demand side of management to improve energy efficiency. The aim was to reduce the amount of energy required to provide products and services. However, the energy intensity measure of energy inefficiency showed an increase in total primary energy from 1042.72 ktoe in 2015 to 1069.97 ktoe in 2016 meaning that energy per unit of GDP increased from 0.0261 to 0.0264 . This indicates a high price or cost of converting energy into GDP. Through support from the world Bank, the country will be conducting an energy survey to update on consumption and demand for access, affordable and electricity reliability. This will be used to inform future demand management and sustainable electricity access.



Target 7.a
By 2030, enhance international cooperation to facilitate access to clean energy research and technology, including renewable energy, energy efficiency and advanced and cleaner fossil-fuel technology, and promote investment in energy infrastructure and clean energy technology

Mobilized amount of United States dollars per year starting in 2020 accountable towards the \$100 billion commitment.



Eswatini has performed well in terms of increasing number of homes supplied with electricity connection due to increased interventions that improves connectivity through use of renewable energy including hydropower and solar energy. This will reduce the dependency on South Africa and Mozambique for energy.

Key achievements

- Electricity coverage has improved significantly and Eswatini has made significant progress toward its stated goal of universal access by 2022 with access standing at 82 percent.
- Rural electrification programme still on going with considerations for off grid solutions using renewable energy.
- Increasing use of renewable energy.
- Electricity can be bought electronically.
- Developed of key policies and strategies in the Energy sector i.e. the National Energy Policy and implementation strategy 2018; the Eswatini energy master plan of 2018 - 2034

Key Challenges

- Domestic generation is insufficient to meet national demand rendering the country dependent on imported electricity.
- Reducing vulnerability to shocks in the energy sector. The country's electricity is mostly hydro generated and there is lack of water storage
- There are disparities amongst the regions in terms of access to electricity.

- Electricity demand growth, largely driven by the REP is placing a strain on existing grid capacity and compromising quality and reliability of supply.
- Electricity prices are on the rise which affects electricity affordability.

Recommendations

- Review electricity laws (access, utilisation, affordability, theft)
- Formulation of regulations on energy efficiency and pricing.
- Increase collaboration with Eswatini Standards Authority to develop standard specifications for electrical appliances.
- Increase domestic clean energy generation e.g solar, hydro
- Develop energy efficiency building codes through working with the energy regulator and construction departments.

4.4.3. Goal 11. Make Cities and Human Settlements Inclusive, Safe, Resilient and Sustainable

A healthy environment that provide equal opportunities for the attainment of collective and inclusive progress is key for sustainable development. It is one of the key objectives to make cities and human settlements inclusive, safe, resilient and sustainable in an attempt to contribute towards ensuring healthy lives and promoting wellbeing for all at all ages. Eswatini like many African countries, the increase urban migration has resulted to rapid growth in population thus leading to problems that include overcrowding which can generate slums, shanty towns, or peri-urban informal settlements. These residential areas are often characterized by numerous shortages that include poor housing, lack of fresh water and bad sanitization facilities. Such scarcities pose a great thread to the lives of the residents as it affects health. Cities are often characterized by clear socioeconomic inequalities, social exclusion, extreme poverty, unemployment, poor environmental conditions, and high production of greenhouse gas emissions. The call for effective and vibrant planning to curb these challenges is important in order to improve health and sustainable well-being.

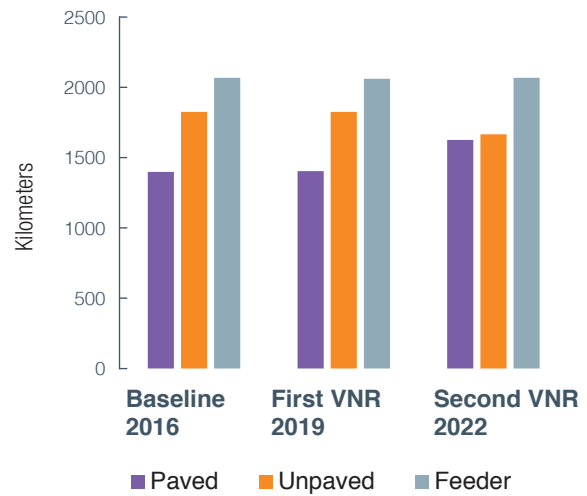
Target 11.1
 By 2030, ensure access for all to adequate, safe and affordable housing and basic services and upgrade slums

The housing and slums challenge deprives urban residents their right to an adequate standard of living and housing. In response, Eswatini has gone a long mile in ensuring that no one is disadvantaged when it comes to accessing opportunities that can lead to a safe and healthy life. Initiatives undertaken include amongst others the development of plans through the urban authorities in an effort to upgrade informal settlements. Despite the efforts employed though, the country was unable to reduce the proportion of urban population living in informal settlements housing as still stands at 25 percent between 2016 and 2022. The country has mandated cities to include all the structures of civil society in their urban development planning. It is therefore necessary to that all urban residents have a fair opportunity to lead a healthy life.

Target 11.2
 By 2030, provide access to safe, affordable, accessible and sustainable transport systems for all, improving road safety, notably by expanding public transport, with special attention to the needs of those in vulnerable situations, women, children, persons with disabilities and older persons

It is important that every citizen of Eswatini including persons with disabilities and businesses access employment opportunities, markets and service Centres such as hospitals and schools. Therefore, building inclusive infrastructure to enhance connections between geographically separated locations for both commercial and individual needs is vital for urban economic development. The country managed to improve the quality and accessibility of roads that connect cities while being mindful of persons living with disabilities. Guide blocks along the feeder roads and disability friendly traffic lights along busy town streets have been put in place.

Figure 59: Proportion of Gazzeted road network




Source: Roads department Annual Report

Even though the implementation of the capital programme in the country was affected by the adverse fiscal situation, the stretch of gazetted paved roads increased by 125 km from 1404 km to 1529km in 2022. This was due to the significant rollout of chemical soil stabilizer (pro-base) program targeting 200km on the first phase. The recent cyclone rainfall has brought a setback such some completed roads were damaged thus resulting in the increase in cost for reconstruction. In addition, funding of infrastructural projected had to be halted due to emergence of COVID-19 which compelled the country to redirect infrastructure budget of E140 million in an attempt to fight the pandemic. The increase in the proportion of gazetted roads network was very insignificant as shown by figure.



Target 11.3

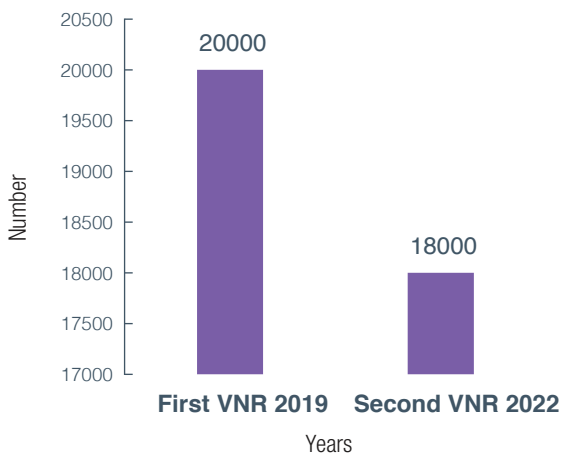
By 2030, enhance inclusive and sustainable urbanization and capacity for participatory, integrated and sustainable human settlement planning and management in all countries



Target 11.5

By 2030, significantly reduce the number of deaths and the number of people affected and substantially decrease the direct economic losses relative to global gross domestic product caused by disasters, including water-related disasters, with a focus on protecting the poor and people in vulnerable situations

Figure 60: Properties in ownership of title deeds

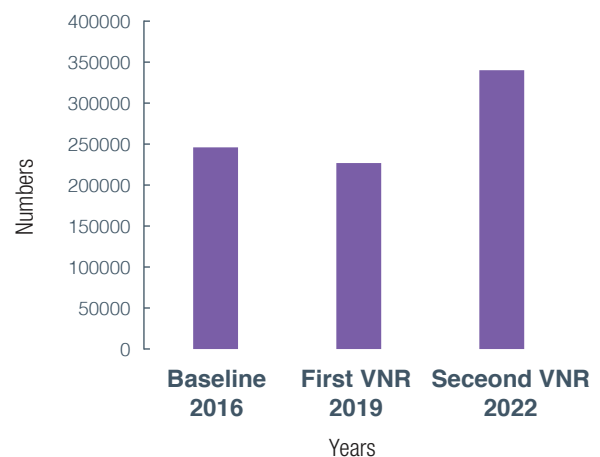


Source: Deeds Department Reports

Human settlement planning is critical to manage land consumption due to conversion of land into areas for industrial agriculture and roads building. The country has seen a reduction of about 10 percent in the number of properties in ownership of title deeds from 20000 in year 2016 to 18000 in 2021 . Public participation enhances relationship between government and public as it improves communication and conflict management. In the country, inclusiveness in urban planning decisions is considered important since a wide variety of opinions assist the decision makers with understanding the problems they are facing in the cities. The people-centred approach was adopted in the country and this is explained by the high proportion of cities with a direct participation structure of civil society in urban planning and management that operate regularly and democratically which stands at 93 percent (in 2021).

Eswatini like any other countries has not been spurred from the scourge caused by climate change thus exposing a large number of people to falling into poverty. Disasters like drought, hail storms, wild fires and floods did not only cause socio-economic damage which many Emaswati failed to cope with but claimed many lives. Between the years 2015 and 2021, the country had above 20 percent of its population in the affected by drought. The graph shows the number of people affected by drought increasing from 226887 in 2019 to 340000 in 2022 . El-nino drought and Eloise floods has exacerbated the vulnerability of many people of the country.

Figure 61: Number of Person affected by drought



Source: VAC Reports

In an effort to mitigate challenges, the country has developed numerous strategies like the disaster risk reduction strategies whose implementation stands at 23 percent by the local governments. There is also a National Disaster Risk Reduction policy and Action Plan that guides the country while it tries to reduce disaster impact. In addition, local authorities have the Disaster Risk Reduction Strategy in place. However, the country still needs to improve the implementation of these strategies especially nowadays where the emergencies of shocks as a result of climate change are on the rise e.g. advent of COVID-19 increased the numbers of deaths not only in Eswatini but globally.



Managing solid waste is one of the key challenges faced in the urban areas of Eswatini. Major strides have been taken to ensure effective waste collection and management in the country with the intention of lessening adverse effects of waste on health, the environment and the entire ecosystem that support urban areas. The proportion of urban solid waste regularly collected and with adequate final discharge out of total urban solid waste generated in cities and towns stands at 73 percent. This is attributed to the increase issuance of waste management licenses to the public e.g. in the year 2020, 82 licenses were issued. In addition, the country has set up “Clean Eswatini” campaigns including the “Phatsa Sakho Nawe Campaign” which seeks to reduce the quantities of single-use plastic bags issued out by retailers by replacing them (plastic bags) with reusable shopping bags. Furthermore, 5 Waste Control Areas(W-CA) were earmarked in the country with facility for waste disposal including an established waste/recyclables sorting station at Lobamba Constituency.



Making public areas accessible and safe in the country is considered important in Eswatini as they provide a social space for interactions and connections of human beings. In an effort to improve and sustain the use of public spaces, the country has increased the total area of parks from 14 percent in 2016 to 534 109 square metres in the urban space with a view of enhancing quality of life. the emergence of COVID-19 has reduced the interactions as restrictions were put in place e.g. halting of meetings. This has reduced exchanges that occurs at the parks which reduced the benefits thus affecting people lives.

Eswatini, like many other countries prohibits all the forms of violence whether sexually or physical as it causes physical and psychological devastations injuries to the majority of the victims. Women and girls usually are the most affected by harassments that occurs on the streets, public parks, schools and on public transports. The country, in an endeavor to protect the violation of human rights has strengthened enforcement of protective laws e.g. Sexual Offences and Domestic Violence Act of 2019. Furthermore, the country has improved implementation of policies that protects human rights. The country was on track interms of reducing violence however, there has since been an increase in number of cases of people who are victims of physical or sexual harassment since 2020. This was due to the advent of the pandemic that has not affected Emaswati socioeconomically but has caused stress mentally.



Target 11.a

Support positive economic, social and environmental links between urban, peri-urban and rural areas by strengthening national and regional development planning

Urban policies and regional development plans promotes coordinated and connected urban development.

Eswatini, as a way of achieving sustainable urbanization, ensures that people living in cities and towns implement urban and regional development plans. This is evident in the proportion of population that implement regional plans which remains at 100 percent since 2016.



Target 11.b

By 2020, substantially increase the number of cities and human settlements adopting and implementing integrated policies and plans towards inclusion, resource efficiency, mitigation and adaptation to climate change, resilience to disasters, and develop and implement, in line with the Sendai Framework for Disaster Risk Reduction 2015-2030, holistic disaster risk management at all levels

Cities are susceptible to natural disasters especially climate-related shocks. To reduce urban vulnerability, the county implements the Disaster Management and Risk reduction plans, legislations and policy documents that are meant to make cities and human settlements inclusive, safe, resilient and sustainable. These includes: Building & Housing Act; Real Estate Regulations; Residential Tenancy Legislation; Fire & Emergency Legislation; Disaster Management and Risk reduction plans in Urban local authorities

Disasters like droughts, floods (e.g. Eliose) and the COVID-19 are some of the major shocks that affected the country. In spite the threat posed by the shocks, the country managed to improve in terms of adoption and implementation of local disaster risk reduction strategies in line with the Sendai as the proportion of local government that implements increased from 23 percent in 2016 to 29 percent in 2021. However, the country still requires to improve the implementation of these strategies in order to realize the target of reducing number of deaths and figures of affected people.



Target 11.1

Support least developed countries, including through financial and technical assistance, in building sustainable and resilient buildings utilizing local materials

Eswatini, like other developing countries, improved its construction sector to enhance the economic health by ensuring sustainability, resilience and inclusiveness when building occurs. The country's construction industry is dependent on the informal sector which make a substantial portion of the country's total output. This calls for consideration of both the informal and formal jobs.

Key achievements

- Eswatini developed numerous strategies, legislations and policy documents that are meant to make cities and human settlements inclusive, safe, resilient and sustainable. These includes: Building & Housing Act; Real Estate Regulations; Residential Tenancy Legislation; Fire & Emergency Legislation; Disaster Management and Risk reduction plans in Urban local authorities; and Ezulwini Town Planning Scheme 2018
- Eswatini managed to improve formal settlement through increasing number of towns.
- The country has improved cleaning campaigns and has strengthened regulations that promote cleanliness in the cities

Key challenges

- Poor sanitation in cities is a health hazards due to increase in population and intruders occupying cities has resulted to increased competition in utilization of the public goods.
- The expansion and development of cities has reduced the land for agricultural activities. There has been mushrooming of household infrastructure in the soils suitable for livestock and crop production. This has led to reduced productivity in the country which increases food insecurity.
- Youth participate in waste and agriculture practices is low. Youth in Eswatini is 39 percent (Swaziland State of the Youth, 2015) of the population however their role with regard to environmental improvements remains low.
- Roads in cities are congested. There is not sufficient space for expansion in most of the cities. High numbers of vehicles and poor planning has led to the congestion in the cities. This pose socio-economic threat to the people as the number of accidents has increased.
- Shortage of User friendly infrastructure especially for those living with disabilities thus reducing inclusiveness
- Dispute on the rise amongst urban authorities. This derail development in the cities as it has impact in planning.

Recommendations

- Strengthen engagement of Stakeholders in the development and review of Legislation that seeks to address informal settlements through improved planning
- Promote PPP (Private Public Partnerships) in Local Governments
- Improve inclusiveness through constructing user friendly structures
- Increase youth friendly programmes on sustainable waste management

4.4.4. Goal 12. Ensure Sustainable Consumption and Production Patterns

To achieve sustainable development, promotion of resource and energy efficiency, sustainable infrastructure, and providing access to basic services, green and decent jobs is critical. Therefore, there is a need to reduce our ecological footprint by changing the way we produce and consume goods and resources. This calls for efficient management of the shared natural resources, and the way toxic waste and pollutants are disposed. This means that industries, businesses and consumers should be encouraged to recycle and to reduce waste in an endeavour to shift to sustainable patterns of consumption.



The country implements the consumption and production framework which seeks to promote sustainable consumption and production across specific sectors. The UNIDO country programme for industrialisation adopted is implemented and it addresses the production patterns through enhancing development for poverty reduction, inclusive globalization and environmental sustainability. Four conventions are in place for sound management of chemicals and waste. They include the Rotterdam Strategic Approach to International Chemicals Management (SAICM), STOCKHOLM, BASEL and MINIMATA on Mercury. The country managed to treat 1,734.1 tonnes of health waste.



Target 12.4

By 2020, achieve the environmentally sound management of chemicals and all wastes throughout their life cycle, in accordance with agreed international frameworks, and significantly reduce their release to air, water and soil in order to minimize their adverse impacts on human health and the environment

The country has increased the number of Multilateral Environmental Agreements (MEAs) from 4 in 2019 to 5 in 2021 in order to enhance effective sound management of chemicals and waste. They include the Rotterdam, Strategic Approach to International Chemicals Management (SAICM), STOCKHOLM, BASEL, MINIMATA on Mercury. In addition, the country developed the Draft Management Chemicals Bill to enhance responsibility.



Target 12.5

By 2030, substantially reduce waste generation through prevention, reduction, recycling and reuse

The Hazardous waste is one of the challenges that Eswatini is trying to alleviate as it stood at approximately 14, 479 tonnes (based on export notification) in 2019. The country has only 1,734.1 tonnes of treated health waste. Efforts to control waste has been strengthened in the country where 18 recyclable waste collection points where recycling of waste is done. Despite the developed Tourism Policy of 2018, the country needs to conduct a study and also develop a Monitoring and Evaluation system for consistent monitoring of national inventory of all waste stream and recyclable waste.



Target 12.7

Promote public procurement practices that are sustainable, in accordance with national policies and priorities

The country developed Procurement policy 2008 and Act 2011 and is operational.



Target 12.8

By 2030, ensure that people everywhere have the relevant information and awareness for sustainable development and lifestyles in harmony with nature

The climate change issues are now mainstreamed in the Education Curricula, in both High and Primary schools. UNISWA has developed a subject on sustainable energy.



Target 12.b

Develop and implement tools to monitor sustainable development impacts for sustainable tourism that creates jobs and promotes local culture and products

Tourism Policy for 2018-2022 is in place. Currently developing the Tourism Bill.

Key achievements

- Eswatini produces electricity using biomass which provides a clean, renewable energy source that is environmentally friendly
- Introduction of the use of cotton bags for shopping. The country increased promotion of biodegradable bags and the use reusable bags to reduce waste due to plastic
- Control of Plastics and Packaging materials policy has been drafted.
- Mainstreaming the climate change issues into school's curriculum has been

Key challenges

- High disposal of non-biodegradable materials in the country e.g. electronic gadgets due to shortage of recycling facilities
- There are no sustainable incentives on disposal practices.
- The country has limited recycling companies with selective waste recycling measures.
- Country does not have capacity to destroy hazardous waste and has to send it to South Africa for termination.

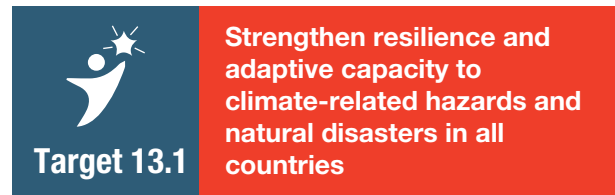
Recommendations

- The industrial pollution that threatens access to safe drinking water from rivers, and urban waste and agricultural chemicals that pose a serious risk both to the environment and children's health
- Government should put in place a legislation to inform the closing of mines in the country.
- Conduct studies of post-harvest and food losses
- Strengthen enforcement of laws of waste disposal and management of non-biodegradable materials
- Establish and implement regulations, such as those related to the Environmental Management Act and the Air Pollution Control Regulations, to ensure that the business sector complies with international environmental, human rights and children's rights standards

4.4.5. Goal 13. Take Urgent Action to Combat Climate Change and Its Impacts

The impact of climate change is felt by natural and human systems globally including Eswatini through the increase in temperatures, extreme weather events, changing rainfall patterns and rising sea levels due to cyclones and other factors. In the country, such risks ultimately impact people's livelihoods (particularly the marginalized groups), food and water availability as it become more scarce. This immensely affects the wellbeing of many Emaswati as it contributes to poverty and inequality as vulnerability increas-

es. The continuous disturbance of the ozone layer by the emissions of CO₂ and other greenhouse gasses calls for an immediate action for the SDs to be realized by 2030. The World simultaneously needs to anticipate, adapt and build resilience to current and expected future impacts of climate change.



The most commonly known recurring type of disaster in the country was drought which is weather related. However, in 2020 the advent of COVID-19 pandemic has further deteriorated the wellbeing of the populace of Eswatini exposing them more to vulnerability. According to Vulnerability Assessment Committee (VAC, 2020) the Lubombo region was hit hard in terms of the number of households that experienced COVID-19 shocks in that year. Before COVID-19 there was hope as the number of persons affected by drought declined by almost 3 percent between 2015 and 2017

Eswatini is guided by the adopted Sendai framework for Disaster Risk Reduction (DRR) which encourages adoption of measures that addresses exposure to disasters, vulnerability and capacity. In strengthening resilience and adaptive capacity, the country continues to implement the National Disaster Risk Reduction Policy, National Resilience Strategy and Disaster Risk Reduction Plan of Action (2017 – 2021). DRR has been mainstreamed into the National Development Plan (2019/20 – 2021/2022) and the Seasonal Multi-Hazard Contingency Plan (2015, 2016, 2017 and 2018) was reviewed.



Target 13.2 Integrate climate change measures into national policies, strategies and planning

The country is in a process of developed the 4th National Communication Plan of 2021 to the United Nations Framework Convention on Climate Change (UNFCCC). The work plan for Nationally Determined Contributions (NDC) has been revised and implemented as an effort to reduce country’s emissions and ensuring adaptation to climate change. In addition, Sectoral Climate Change policy which drew from the Climate Change Policy and Strategy 2021 was developed.



Target 13.3 Improve education, awareness-raising and human and institutional capacity on climate change mitigation, adaptation, impact reduction and early warning

To strengthen DRR awareness in the education sector, disaster issues were integrated in the revised education policy. The Emergency Education Action Plan is in place. Finally, DRR key concepts have been integrated into curricula for both primary and tertiary institutions (MSc in Climate Change and Sustainable Development (UNESWA) and professional certificate on DRR).

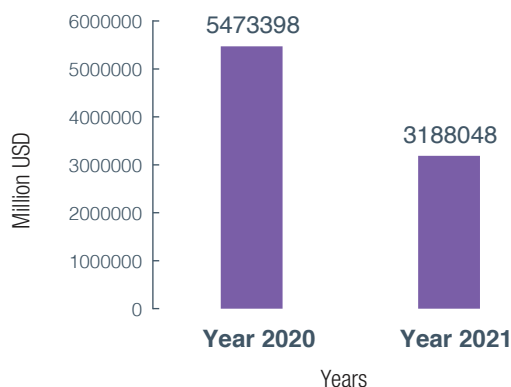
There is a Multi-Hazard Early Warning System forum, which involves a number of stakeholders that introduce and update the climate curriculum at schools. There are elements of climate change that have been mainstreamed in the school’s curricula. They have updated the Junior Certificate Geography Syllabus



Target 13.a Implement the commitment undertaken by developed-country parties to the United Nations Framework Convention on Climate Change to a goal of mobilizing jointly \$100 billion annually by 2020 from all sources to address the needs of developing countries in the context of meaningful mitigation actions and transparency on implementation and fully operationalize the Green Climate Fund through its capitalization as soon as possible

The country continues with the attempts to support strategies that aims to reduce climate change. the Green Climate Fund Country Programme prepared and submitted to the Fund-Climate finance resource mobilization committee established and has mobilized USD 5,473,398.00 between December 2020 and February 2022, with USD 3,188,048.00 raised in 2021. The graph shows the support of climate change initiatives.

Figure 62: Assistance received to finance climate change initiatives



Source: MEPD ODA Annual Reports

It is worth noting that Eswatini is not a developed country and therefore does not contribute into mobilizing the US\$ 100 billion, but is a recipient thereof.

Key achievements

- Eswatini established a Law governing the use of Persistent Organic Pollutants (POP).
- The country has developed and continues to implement policies, strategies and plans that aim to mitigate and combat climate change effects. These include: National Climate Change policy, National Disaster Risk Reduction Policy, National Determined Conditioned (NDC), National and local disaster risk reduction strategies, National Emergency Response Mitigation & Adaptation Plan (NERMAP) and the National Climate Change Strategy & Action Plan, 2014-2019.
- The policies on Climate change were integrated into the school's curriculum on the country

Key challenges

- National Strategy for Disaster Risk Reduction (DRR) still needed in some sectors
- Lack of National Monitoring and Evaluation Framework for DRR to generate evidence to influence policy.
- Weak mainstreaming of DRR into sector budgets
- Weak synergies between DRR and Climate Change Adaptation.

Recommendations

- Build capacity for adoption of climate smart technologies.
- Increase financing of programmes geared towards reduction of impact of climate change
- Strengthen implementation of Disaster Risk Reduction strategies
- Ensure the meaningful participation of women, children, persons with disabilities, and local communities in the development and implementation of climate change and disaster risk reduction frameworks

4.4.6. Goal 14. Conserve and Sustainably Use the Oceans, Seas and Marine Resources for Sustainable Development

Marine and coastal biodiversity provides livelihoods to over billion people globally. In Eswatini, water bodies and rivers are habitats for a variety of species of fish that contributes to food nutrition and security for many Eswatini. Therefore, sustainable management and protection of fish and coastal ecosystems from pollution is important. Enhancing conservation and the sustainable use of river-based resources through set laws helps mitigate some challenges faced by our water bodies.



The pollution in transboundary water resources in the country still remain at an acceptable amount and their level is highly dependent on the seasons. In the dry Season, pollution stands at 30 percent because there is minimal dilution of solutes from irrigation by rain while in the wet season stands at 20 percent. The high rainfalls received enhances the dilution of solutes which reduces the risks for the fish stocks. In the country currently there are no reports of fish dying due to solutes from agriculture. However, the country continues to encourage the agricultural sector to use practices that are environmental friendly in order to ensure sustainable production.

**Target 14.3**

Minimize and address the impacts of ocean acidification, including through enhanced scientific cooperation at all levels

The country has performed fairly well when it comes to controlling acidification that is a threat to life in the rivers. The average water acidity at the Komati River to Mananga Border Gate is 90 percent; thus, pH is falling within 6.5 to 8.5 that is the standard rate. The acidity level at the Usuthu River and cross border from Big Bend is > 60 percent and the pH is within the standard rate. The average acidity at the Mbuluzi River is > 70 percent and has an ideal pH which fall within 6.5 and 8.5. Most water bodies sampled in the county are compliant with set standards and this is an achievement that needs to be commended.

**Target 14.4**

By 2020, effectively regulate harvesting and end overfishing, illegal, unreported and unregulated fishing and destructive fishing practices and implement science-based management plans, in order to restore fish stocks in the shortest time feasible, at least to levels that can produce maximum sustainable yield as determined by their biological characteristics

Fish production in the country remains low as it is still being promoted with the aim of commercialization of fisheries and aquaculture due to its contribution to food and nutrition security. Production in the 2019 was 7 metric Tonnes and in the year 2021 about 3 Tonnes of fingerlings were produced and supplied to the market. To accelerate growth in this industry, the country has constructed a fish hatchery and continues to bring more farmers into fingerlings production through creation of awareness and providing extension services. In addition, the launch of the Aquaculture Strategy was done in 2020 with the intention to regulate fish harvesting in an effort to halt overexploitation of fish.

**Target 14.7**

By 2030, increase the economic benefits to small island developing States and least developed countries from the sustainable use of marine resources, including through sustainable management of fisheries, aquaculture and tourism

Eswatini has committed herself in implement international instruments aiming to combat illegal, unreported and unregulated fishing. A Bill is now in place and regulations for the implementation of the Bill are already developed. The Bill seeks to increase the fines for such illegal activities which will ultimately reduce the crime. In addition, fishing permits are made available to the members of the public who wish to engage in fishing in the rivers. Furthermore, Eswatini implements the Fisheries and Aquaculture Act of 2019 and Regulations which seeks to combat illegal, unreported and unregulated fishing. The Act seeks to increase the fines for such illegal activities which will ultimately reduce the crimes related to fishing. However, there is still a need for Government of Eswatini to increase budget for the implementation of the Fisheries and Aquaculture Act of 2019.

**Target 14.b**

Provide access for small-scale artisanal fishers to marine resources and markets

The country has made a positive progress in application of a legal/regulatory/policy/institutional framework which recognizes and protects access rights for small-scale fisheries. Its score for the degree of application of a legal/regulatory/policy/institutional framework which recognizes and protects access rights for small-scale fisheries (SDG indicator 14.b.1) is 3 out of 5, suggesting that the country has taken several important steps, yet there is still further scope for improvement. With the national Fisheries in place, the country has developed an implementation plan that will enhance the effective use of the strategies set.

The country has engaged Mozambique regarding access and fishing in the sea by fishers from Eswatini. However, the challenge is that the country has no expertise to perform Maritime duties. The process of soliciting the skill is ongoing to ensure safety of the sea users during fishing.

Key achievements

- Eswatini enacted a Law on littering in an effort to curb pollution
- Country full support and subscribe to legislations laid down in the United Nation Convention for the Law of the Sea.
- The country developed and is implementing policies, strategies and regulations in an effort to improve the fish and aquaculture industry in the country. These include: Fisheries Policy (2011), Aquaculture Strategy (2020-2030), and Fisheries and Aquaculture Act (2019) and Regulations which seeks to Combat illegal, unreported and unregulated fishing.

Key challenges

- Sand mining is a challenge in the country and the accumulation is due to less sand mining is not regulated while it depletes the rivers' eco-systems
- Lack of resources to sustainably manage fisheries resources (finance, capacity, equipment)
- Delay in the endorsement of the National Fisheries Policy by Parliament.
- Fish hatchery still under construction and delays production of fingerlings stock

Recommendations


- Promote participatory ecological land use management to reduce freshwater water pollution due to waste disposal including plastics, chemicals, pesticides and oil spills which cause danger to aquatic life
- Regulate sand mining to reduce habitat loss which affects the ecosystem

- Strengthen aquaculture e.g. hatchery operation to support fisheries management and reduce dependency on marine resources especially fishing.
- Strengthen awareness creation campaigns to discourage overexploitation, illegal, unregulated and unreported fishing.

4.4.7. Goal 15. Protect, Restore and Promote Sustainable Use of Terrestrial Ecosystems, Sustainably Manage Forests, Combat Desertification, And Halt and Reverse Land Degradation and Halt Biodiversity Loss

The importance of forests cannot be overemphasized as it provides cover to the earth's surface in addition to providing food and shelter. Forests accounts for about 30 percent of the earth's surface and plays a major role in combating climate change, protecting biodiversity, important source for clean water & air and provide the homes of the millions of indigenous population. Today we are seeing millions of hectares of forests are lost every year through deforestation due to poor management of forests. As a result, we are experiencing land degradation of drylands and arable land at an alarming rate. Drought and desertification is also on the rise each year resulting to loss and this affects biotic biodiversity.

The country aims to conserve and restore the use of terrestrial ecosystems such as wetlands, forests, drylands and mountains for future generations. In mitigating climate change it is imperative to halt deforestation. This means that an urgent action needs to be taken to reduce loss of natural habitats and biodiversity which are critical for sustainable development.



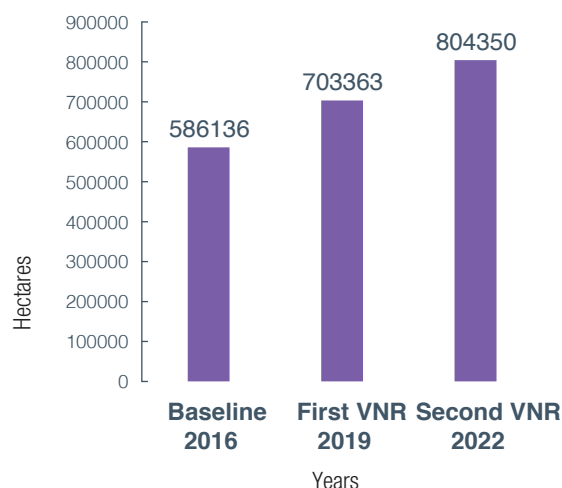
Target 15.1

By 2020, ensure the conservation, restoration and sustainable use of terrestrial and inland freshwater ecosystems and their services, in particular forests, wetlands, mountains and drylands, in line with obligations under international agreements

The landmass of the country is covered with vast expanse of both cultivated and uncultivated forests and mountains. Forest cover includes natural forests of mostly wattle forests and commercial plantation forests. Between the year 2016 and 2020 the forest area in the country increased from 586 136 hectares to 804350 hectares according to national definitions, which indicates an improvement of 37 percent. The figure shows the improvement in forest area. This was due to the increased afforestation as big private companies bought more forest hectares e.g. Silulu farmers, Montigny and Shiselweni Forest has improved the forest area in Eswatini. According to

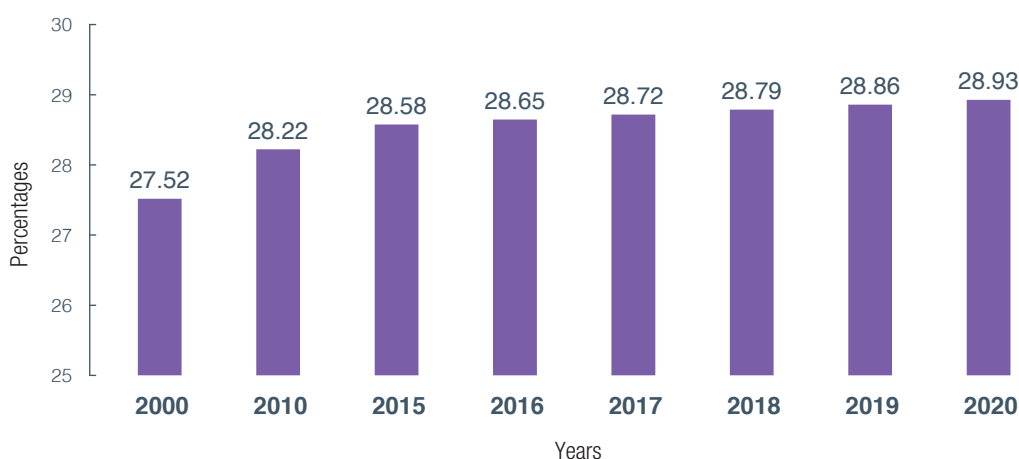
international definitions, the proportion of forest area over total land area still increased in Eswatini, but with a smaller increment (see below the official figures for SDG indicator 15.1.1, reported to FAO by the Department of Forestry, Ministry of Tourism and Environmental Affairs).

Figure 63: Forest area in hectares



Source: MTEA Annual Reports

Figure 64: Forest Area as a Proportion of Total Land Area



Source: MTEA Annual Reports

Eswatini has done well when it comes to increasing terrestrial environment covered by protected areas. The proportion of important sites covered by protected areas increased from 4.1 percent in 2016 to 5.2 percent in 2019 . This was eventually followed by a decline to 3.92 percent in 2021 . These are areas which are recognised, dedicated and managed to achieve the long-term conservation of nature. This can be attributed to improved

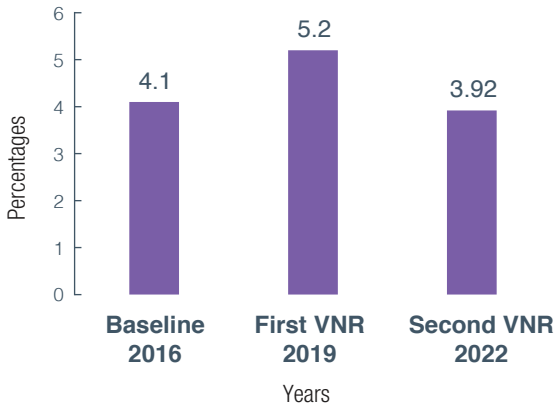
Other Effective Conservation Measures (OECMS) implemented in the country which include maintenance of the global diversity, such as key biodiversity areas. Safeguarding these areas is critical for maintaining genetic, species and ecosystem diversity, and in turn the benefits they provide to people. On another hand, the proportion of land that is degraded over total land area remains low at 30 percent of total surface area. This is due to the support of Global Environment Fund that seeks to reduce land degradation.



By 2020, promote the implementation of sustainable management of all types of forests, halt deforestation, restore degraded forests and substantially increase afforestation and reforestation globally

Target 15.2

Figure 65: **Proportion of Important sites covered by important areas**



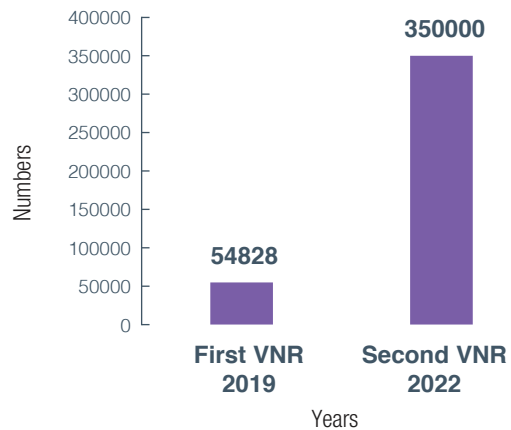
Source: MNRE Annual Report 2021

The country has taken great strides in terms of improving important sites for terrestrial and fresh water biodiversity that are covered by protected areas. Two areas were identified to practice the sustainable forest management. Though the proportion of forest area with a long-term forest management plan remains very low (0.07 percent in 2020), the proportion of forest area within legally established protected areas is somewhat higher (4.68 percent).

By contrast, about one quarter of forest area is under an independently verified forest management certification scheme. In addition, trainings of communities continued to create awareness and to strengthen education on sustainable management of forests. In order to develop and improve forest resources in the country, the inventory for the forest resources was done to identify the available species.

Furthermore, the country upscale the planting of trees which came through a programme called “Tree Planting Campaign” as a result there was an increase from 54,828 trees in 2020 to 350 000 in 2022 in number of planted trees in the country.


Figure 66: **Trees Planted under Tree planting Programme**



Source: MTEA Annual Reports

With regard to maintenance, one area was identified and maintained to enhance forest ecosystem health and vitality. Members of the communities received 581 permits to allow them to start socio-economic activities as a way of benefitting from available forests and woodlands. However, the country still has no legal, institutional and policy framework with regulations for sustainable forest management. Also, there is an increase in deforestation that is caused by community members who fetch firewood for household purposes.

The country developed and integrated the National Biodiversity strategy and Action Plan 2016-2022 into the National development frameworks in an endeavor to preserve biodiversity.



Target 15.3 By 2030, combat desertification, restore degraded land and soil, including land affected by desertification, drought and floods, and strive to achieve a land degradation-neutral world


Desertification is a major challenge that results to land degradation and it has an impact on sustainability. In 2019, about 30 percent of the country’s total surface area was degraded. In response, more funds were sourced through the Global Environment fund to do the mapping of the affected areas. Rehabilitation of dongas continued in the country through the Eswatini Environment fund which involved communities who contributed by providing handworks.

Important sites for mountain biodiversity in the country is important for socio-economic activities in addition to maintaining genetic, species and ecosystem diversity, therefore conservation of such cannot be overemphasised. Protection of important sites has improved from 4.1 percent in 2016 to 5.2 percent in 2019. This can be attributed to improved Other Effective Conservation Measures (OECMS) implemented in the country which include maintenance of the global diversity, such as key biodiversity areas. However, a decline of 3.9 percent in the proportion of important sites covered by important areas was recorded in 2021.



Target 15.4 By 2030, ensure the conservation of mountain ecosystems, including their biodiversity, in order to enhance their capacity to provide benefits that are essential for sustainable development

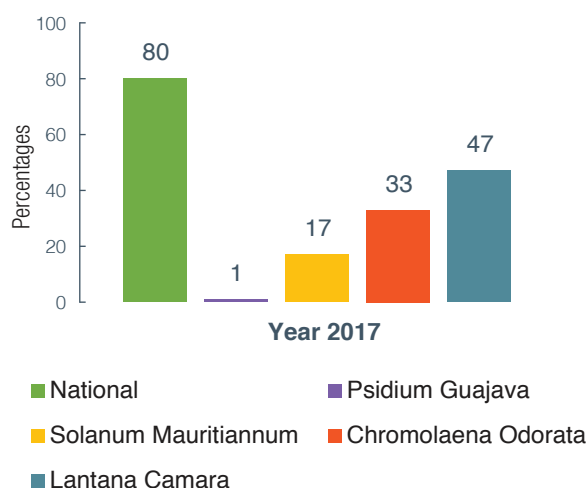
Eswatini is bestowed with mountains full of green covers which protects the soil from being eroded.



Target 15.8 By 2020, introduce measures to prevent the introduction and significantly reduce the impact of invasive alien species on land and water ecosystems and control or eradicate the priority species

In an endeavor to prevent and control invasive alien species, Eswatini has reviewed Forestry Bill of 2016. Despite the great stride taken by the country in fighting the spread of invasive species in the country, the extent of invasion by alien plant remains high at 80 percent as shown in the figure .

Figure 67: Alien Plant Species



Source: MTEA Annual Reports

The most aggressive invasive alien plant species found in the country include Lantana Camara, Chromolaena Odorata, Solanum Mauritiannum and Psidium Guajava. The country developed a National Strategy for the Control and Management of Invasive Alien Plant Species of 2020 – 2030 which aims to combat the spread of invasive species for sustainable development.

Key achievements

a) Biodiversity

- A national tree Planting Programme dubbed “Plant a tree and save the environment” promoted to reduce land degradation
- Forest area increased from 586 136 hectares to 804350 hectares
- Investment in protection of ecosystems increased e.g. through Global Environment fund

b) Forests and Land Use Change

- Sustainable forest management developed and introduced to communities
- Commercial forest companies and individual growers increasing in the country
- Integrated fire management framework involving assessment of laws and policies, fire prevention and education, fire preparedness and response, ecosystem restoration, recovery and maintenance and adaptive management, research and information
- National Action Plan 2016 to 2022 on land degradation National bio-diversity Action Plan – 2022 developed and operationalised
- Sensitization of communities on biodiversity conservation has increase e.g. 6484 indigenous trees planted.

Key challenges

- Increase in area covered by alien invasive species
- No formal protection of mountains.
- Water pollution due to waste disposal including plastics and oil spills which cause danger to aquatic life is on the rise
- Lack of Regulations for the Flora Protection Act of 2001
- Forest Bill remains a draft
- Underestimation of ecosystem services (natural resource accounting).

Recommendations

- Mobilise resources to fund programmes that seeks to reduce invasive plant species
- Formulate forest protection regulations to ensure sustainable forest management and conservation of the resources
- Cascade biodiversity conversations/dialogues for sensitisation and education purposes

Chapter 5

Review of SDGS implementation at regional level



This chapter presents the perspectives obtained from consultations of stakeholders in the 4 administrative regions of the country: Hhohho, Manzini, Shiselweni and Lubombo regions. Consultative meetings were held with Regional Development Teams (RDTs) which consists of government sectors, private sector, non-governmental organizations, faith based organizations and special groups. Special groups comprised of persons living with disabilities, elderly, children, women and youth. The inputs from these consultations were consolidated under 4 clusters:

- 1) Social and Poverty
- 2) Economy and
- 3) Environment.

A questionnaire to guide the discussions was developed to capture the SDG related regional programmes and initiatives implemented, achievements, challenges, emerging issues, existing partnerships and collaboration in the SDG implementation, Impact of COVID-19, Involvement in policy formulation and measures to accelerate progress.

5.1. SOCIAL AND POVERTY

Programmes and Initiatives implemented Social and Poverty goals at Regional Level

- School feeding programme
- Neighbourhood Care Points Programme
- Food distribution to vulnerable households
- Cash transfers to vulnerable households

Stakeholders in all the regions reported programmes and initiatives implemented at regional level under the Social and Poverty goals. In an effort to improve food security and reduce hunger the Eswatini government in collaboration with partners has continued to distribute food parcels to vulnerable groups in the 4 regions. Food distribution and cash transfers to households increased to support households affected by climate change impacts and to those affected by COVID-19.

The school feeding programme has been sustained in public schools to improve nutrition of school going children in all the 4 regions. Furthermore, the Neighbourhood Care Points Programme is implemented at community level. This programme provides food targeting vulnerable children in all the regions.

To improve quality education government continues to provide free primary education and OVC educational grants across all the regions. There has been an increase in Social Centers which provide ECCDE

to children in all the regions. Whilst there have been significant strides to improve the quality of education, the stakeholders noted some gaps in the education system. The RDTs in all the regions called for an overhaul of the education system citing the mismatch between the education system products and the labour market demand. It was highlighted that there is a general low enrollment on the TVET programmes in the country and that government investment in this area is currently very low.

Stakeholders from all the regions reported increased agricultural productivity as a result of implementing programmes aimed at empowering households to increase their income through sustainable production of food such as the back yard gardens. Households were supported through the Input Subsidy Programme for farmers to increase agriculture productivity and Nutrition. All the regions benefit from the Agricultural extension services programme which provides technical assistance to farmers. They also have access to the subsidized tractor-hire service programme.

Despite the introduction of the input subsidy programme there was low agricultural productivity characterized by the inability to meet the target of 4 tonnes per hectare. Although The Tractor Hire Programme is well implemented in all 4 regions, the demand is too high. There was a general concern that the youth is not keen to get involved in agricultural production. The issue of expensive farm inputs was raised as one of the major challenges affecting agricultural production. COVID-19 impacted negatively on agricultural programmes as extension workers were unable to visit farmers due to the travel restrictions which government introduced to fight the scourge.

On good health and wellbeing all the regions have benefited from the Social Welfare programme that provides psychosocial support and rehabilitation. In an effort to reduce the occurrence of gender based violence, there are GBV prevention programmes implemented in all regions.

5.2. ECONOMY

Programmes and Initiatives implemented Social and Poverty goals at Regional Level

- RDF
- Youth Fund
- SME Fund

The government of Eswatini has provided the Regional Development fund to improve infrastructure and development in general across the 4 regions. In addition to this fund, there are various economic empowerment funds that can be accessed. These include the Youth fund, Small Medium Entrepreneurs (SME) fundwhich benefits all regions. Further more, the Eswatini government has established income generating co-operatives towards economic empowerment of Emaswati.

Although there have been some remarkable achievements on job creation initiatives, more needs to be done to increase employment opportunities for the working age population. Stakeholders proposed investments in TVET and entrepreneurship programmes to empower the youth with skills needed in the job market. They noted that some of the income generating initiatives lack sustainability due to beneficiaries' over dependence on the funder. Even though various funds are in place, the issue of access to capital was reported as a main challenge for those who want to be involved in entrepreneurship. The major prohibiting factor to access the economic empowerment funds was reported to be the failure to meet the list of the necessary requirements including collateral which most potential entrepreneurs cannot meet as they are starting out . Administrative and institutional arrangements were cited as limiting access to seed capital at grassroot level such the involvement of the Chiefdoms (Umphakatsi) in the approval processes. All the regions suffered Job losses due to fires, COVID-19 impacts

5.3. ENVIRONMENT

Programmes and Initiatives implemented on the Environment at Regional Level

- Rural electrification
- Waste Management dumpsites demarcated
- Environmental friendly standards

Eswatini is committed to improving access to sustainable water supply for all citizens by 2030. In this regard all regions reported implementing clean water schemes programmes through the WASH and other initiatives.

In an effort to implement integrated waste management for resilient ecosystems, reduced pollution, and healthier communities. Waste management dumpsites have been demarcated in cities and towns cross all the regions.

On clean energy the Rural electrification is implemented in all the regions and the government of Eswatini has initiated the Solar plant project. The environmental friendly standards are applied in infrastructural development in all the regions. Climate SMART agriculture programme which capacitated farmers to practice conservation agriculture. Vendor stalls wer constructed to improve street lighting towards supporting the informal sector trade (in town).

Some challenges highlighted on this theme include lack of climate change resilient infrastructure which results to high maintenance costs, no access to clean water supply in some communities of the country. There has been an increase in wild fires which result in the degradation of the eco-system and causes air pollution Waste management is still challenge due improper waste disposal Low salary by government

5.4. SPECIAL GROUPS

Women

Feedback from women representatives in the VNR
The Lutsango regiment is a cultural formation of all women in Eswatini. The Lutsango established an organization whose primary role is the coordination of all women on cultural events and women empowerment activities in the country. The organization also supports women socially and economically in all the 4 regions, Constituencies and Chiefdoms/communities.

The Lutsango continues to implement programmes aimed at advocacy for gender equality at grass roots level and women representation in the decision making positions. On the economy the Lutsango has contributed through empowering women with skills to engage in income generating projects such as vaseline manufacturing and other home made products. They were also able to empower women in the communities to access some loans schemes. To support vulnerable children and youth, Lutsango implements a programme to empower them with skills through provision of TVET at community level.

On policy formulation, Lutsango reported that they are usually invited during the policy formulation processes. The most recent participation was during the development of the SODV and the FSRA regulations for credit cooperation. Other initiatives by the Lutsango was the implementation of programmes to ensure that women were part of the decision making at grassroots level.

Imbita is responsible for the provision of development finance to bridge the gap between financial institutions and small informal traders. Particularly women. They have successfully implemented a savings and credit facility to all informal traders mostly women. The credit cooperative has also introduced a funeral insurance for the members.

The special groups recommended more funding for the initiatives from Government and its partners and the review of the constitution to accelerate progress in the implementation of the SDGs.

5.5. MEASURES TO ACCELERATE PROGRESS

- Strengthen mechanisms for monitoring and evaluation of programmes and projects
- Improve targeting of beneficiaries (input subsidy programme e.t.c)
- Increase awareness on the available funds such as the RDF
- Share experiences and good practices across regions
- Educate the youth on entrepreneurship
- Funds need to be improved in terms putting enforcement to pay back the money
- Decentralization of services including the budget
- Need to follow development plans
- Improve RDF to focus on income generating projects and infrastructure
- Review RDF regulations to consider individuals as opposed to groups
- Advocate for skills audit to cater for the gaps in the labour market Develop effective monitoring, accountability, transparency and evaluation tools for government initiated programmes
- Improve ease of doing business
- Increase stakeholder participation on policy formulation
- Eradicate Corruption and nepotism
- Curb the increasing crime rate (copper theft)
- Support land allocation for women especially in the rural areas
- Speed up decentralization of public services such as the issuance of birth certificate
- Address the issue of chieftaincy disputes as it hinders development at grassroots levels
- Revive the Poverty Reduction Fund with revised regulations
- Ensure sustainability of programmes such as backyard gardens e.t.c
- Focal points persons from special groups should be part of the development programmes.

Chapter 6

Impact of COVID-19 on the implementation of SDGs



Eswatini, like other countries in the world, has not been immune to the effects of COVID-19. The pandemic has caused devastating social and economic impact and reversed some developmental gains that were made prior to the pandemic. The COVID-19 pandemic created a severe shock to Eswatini's economy, leaving the Government with the dual task of responding to the crisis while also addressing underlying structural challenges. The pandemic has affected the incomes and livelihoods of thousands, including informal workers and the self-employed, worsening an already high pre-pandemic unemployment rate of 23 percent.

The first case of COVID-19 in Eswatini was reported on the 14th March 2020 and by the 31st December 2020, there were 9,358 cumulative confirmed cases of COVID-19 and 205 recorded deaths with a case fatality rate of 2.2 percent. In 30 December 2021, a total of 65 832 cumulative confirmed cases have been recorded and 1 299 deaths with a 2 percent case fatality rate. Stats to be updated accordingly

6.1. IMPACT IN THE HEALTH SECTOR

The effects of COVID-19 threatened the gains achieved over the last two decades in the areas of Malaria and HIV and AIDS. In spite of developing an essential package of health services to be maintained during the Covid- 19 pandemic in Eswatini, there were no additional funds allocated to assure continuity of essential routine health services and some resources (financial and human) were reallocated to the fight for COVID-19. This resulted in the closure of non-emergency health services and the disruptions in supplies of medical commodities. In 2020, 30.5 percent of health facilities reported stock-outs for at least one tracer commodity. Most of the stockouts were recorded for non-communicable diseases (NCDs) and Family Planning (CRNA 2021).

There were also disruptions that were observed for reproductive, maternal, newborn, child and adolescent health (RMNCAH) services. Antenatal care and maternal (delivery) care services were partially disrupted due to travel restrictions.

The national health immunization coverage declined because the mass vaccination campaign against measles scheduled for 2020 was postponed. Defaulters could not be reached through the Schools Health Programme as schools were closed.

For nutrition services; therapeutic products intended for use in the management of acute malnutrition in children were diverted and used for adults as well as a package in the management of COVID-19 patients.

GOVERNMENT RESPONSE

At the outbreak of the COVID-19 pandemic, the Kingdom of Eswatini, declared a National Emergency on 17th March 2020 and promulgated Corona Virus Regulations. These were followed by specific guidelines dealing with sector specific prevention measures. A national lockdown was declared when the first case was recorded in the country. The state of emergency culminated to the cancellation of major national and social events which included the King's birthday celebrations and the MTN Bushfire music festival, as well as closing of schools.

The country implemented policies to scale back service provision like closing some outpatient clinics, limiting referrals to hospitals. Full suspension of outpatient services was observed in the Lubombo Referral Hospital which was converted into an inpatient facility for COVID-19 positive patients.

With the challenges that came with the COVID-19 pandemic, there were improvements and opportunities that were observed in the health sector which are as follows: functional renal unit for COVID-19 clients at Lubombo Referral Hospital ; an upgraded a medical gases plant and alarm for monitoring installed at Lubombo Referral Hospital; the completion of a 100-bed ward at Lubombo Referral Hospital; procurement and conversion of eleven (11) advanced life support ambulances for COVID-19 and other highly infectious diseases and the roll out of Community Commodities Distribution (CCD) - an initiative aimed to create access of ART drugs during the COVID-19 pandemic.

The government, in collaboration with partners embarked on a vaccination drive. 296 108 people had vaccinated by 30th December, 2021 which is 25.3 percent of the total population. On the 17th March, 2022, 339,080 people had vaccinated which represents 29.2 percent of the total population. Stats to be updated accordingly

6.2. IMPACT ON THE EDUCATION SECTOR

In as much as the lockdown was meant to prevent the health sector from being overwhelmed, there were some negative effects. Schools were closed and learning shifted to online platforms that some learners could not access which resulted in further widening of the learning gap due to the inequalities between schools and between home environments. There were also reports of increased teenage pregnancies. Some pupils were demotivated by the prolonged periods of closure of schools and they dropped out.

GOVERNMENT RESPONSE IN THE EDUCATION SECTOR

Government responded by closing schools as the numbers of cases increased. Online platforms were established to assist learners. These proved to be a challenge though as some learners could not access these platforms.

6.3. IMPACT ON THE ECONOMIC SECTOR

A lot of businesses were affected by the lockdown because production and trading were affected by the closure of points of entry. The curfew also restricted the movement of people and affected the customer base of a lot of businesses. A lot of businesses had to lay off their workers which further increased unemployment figures. In addition, some businesses had to close down. Even with the relaxation of the COVID-19 restrictions were unable to re-open which further affected economic activity. Commodity prices increased(VAC)

GOVERNMENT RESPONSE

The Government established emergency coordination structures to implement the COVID-19 national Emergency Plan. These committees included a Cabinet sub-committee, an Emergency Task Force, Regional and Sector Committees. In addition, the government announced SZL45 Million Micro Small and Medium Enterprises Revolving Fund which sought to address provide financial relief to businesses affected by COVID-19. The Government also developed and launched Post COVID-19 Economic Recovery Plan, which articulated projects in key sectors for implementation in an effort to recover the economy.

In addition, the Government provided temporary income support through employment contingency measures and improved liquidity for businesses impacted. The Government set up an E25 million Social Security Fund to compensate workers laid-off.

6.4. IMPACT IN THE AGRICULTURAL SECTOR

Agricultural productivity was negatively affected by the lockdown and the closure of ports of entry. Subsistence farming was minimally affected as lockdown was imposed at the beginning of the harvest period for staple food. Commercial farming was affected by the travel restrictions as it meant the unavailability of seasonal workers and farm inputs.

GOVERNMENT RESPONSE

- Encouraged the citizens to start back yard gardens during lockdown
- Food parcels/ WFP

Chapter 7

Conclusion and Recommendations



The Government of Eswatini has taken important strides towards achieving a better and more sustainable future for all through the implementation of the SDGs. The country's understanding of the importance of SDGs cannot be overemphasized as it stresses more into protecting natural foundations of life for everyone and ensures preservation of Emaswati's opportunities to live in dignity and prosperity across generations. In this regard, implementation of the SDGs remains participatory as it is the case with all development frameworks of the country. Based on the principle of "leaving no one behind", development is made inclusive and highly participatory through consideration of a broad spectrum of stakeholders constituting of various people at all categories, for realisation of the SDGS in 2030 and beyond. The collaboration between Government and multi-stakeholder who includes development partners, civil society, private sector, special groups, citizens among others incredibly enhanced development in the country, including the phenomenal contribution towards the success of this VNR. Support towards the VNR process was in form of collecting data and provision of opportunity to conduct video recordings for pictorial exhibition of the country's developments.

The VNR highlights achievements, challenges, lessons learned and emerging issues in order to guide policy direction and programming for accelerated implementation of the SDGs in Eswatini. It also entails the effects of COVID-19 pandemic on the implementation of the SDGs. The findings of the VNR underline the commitment of the Government of Eswatini to implementing the SDG while focusing on economic growth, social inclusion and environmental protection. This suggests that despite the existence of emergencies and shocks like drought, floods & COVID-19, interventions focusing on economic growth and human development remain crucial for accelerating the implementation of SDGs. The gains accumulated by the country in terms of SDGs has been reversed by the emergence of COVID-19 pandemic and other shocks that threatened almost all sectors of the economy.

The review also highlights the fundamental role of the civil society organisations, development partners and private sector players in delivering SDGs. It is clear that innovativeness is required during development of approaches and strategies for both domestic and external resources mobilisation for sustainable development. Government needs to increase domestic revenue mobilisation through ensuring participation of private sector in issues of development. Creation of a conducive environment through ensuring good institutions, up scaled rule of law and less risky is an obligatory for the private sector to invest in development. More focus must be directed towards technological adoption as it has proven to be the redeemer during the hard times of pandemics.

A lot have been achieved on various goals and substantial progress has been recorded since the 2019 VNR. Despite the effort, Eswatini still needs to put more effort in building resilience to pandemics like COVID-19 and droughts in order to hasten implementation. In addressing the challenges that derail implementation of SDGs, focus on innovation which includes technological adoption must be increased. COVID-19 pandemic has made it difficult to collect data as it was impossible to conduct physical consultations. However, virtual means were employed to

collect information of the stakeholders. The advent of the pandemic has also impacted positively is the implementation of SDGs. A lot of initiatives and accelerated interventions on the SDGs were noted especially under SDG 7 which focusses on sanitation and hygiene. This VNR allows an opportunity to identify the emerging issues that needs a special attention for quick recovery.


7.2. Recommendations

Based on the findings of the VNR it may be recommended that Eswatini must:

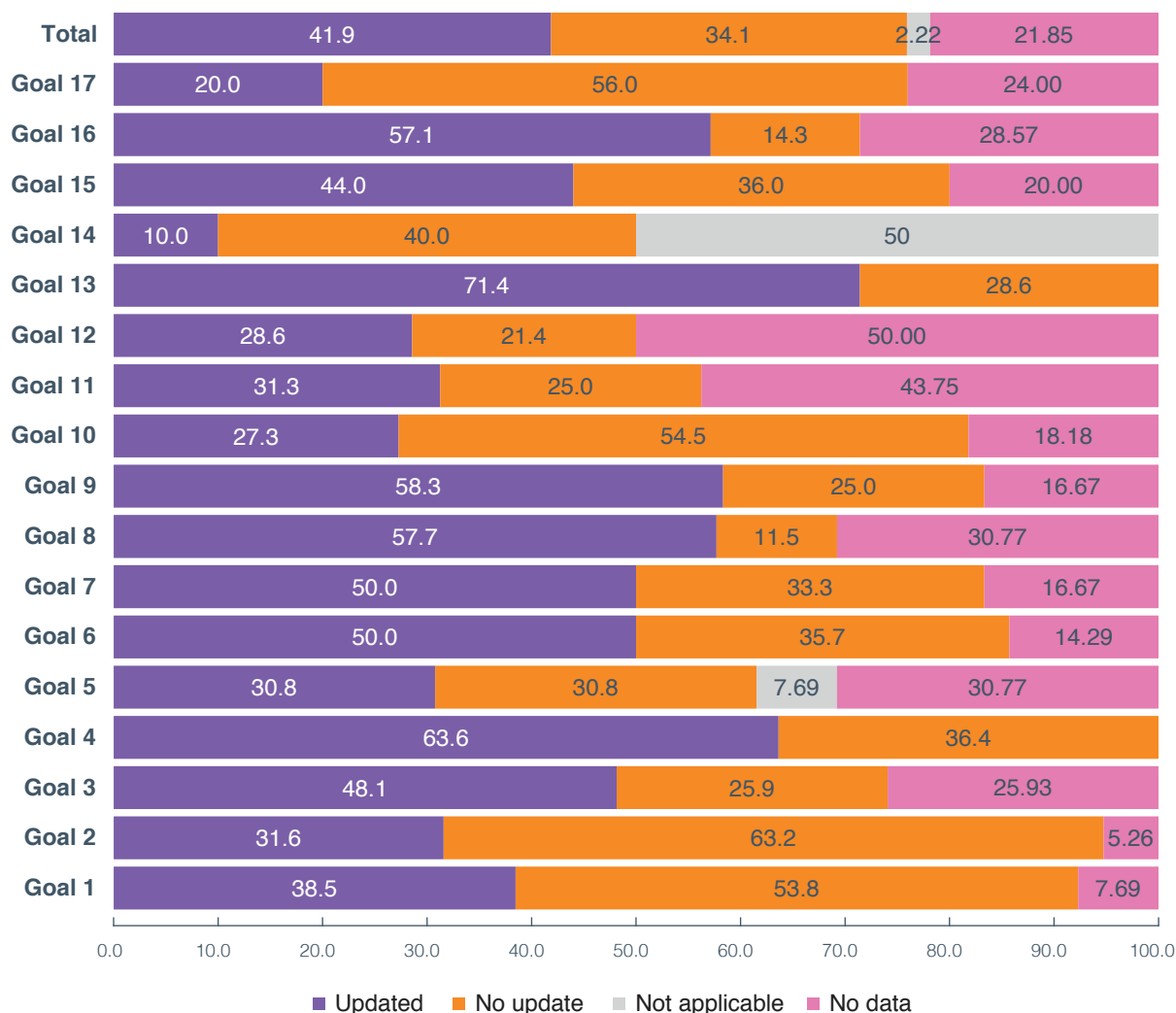
- Improve the monitoring and evaluation system for SDGs to avail quality data from regional to national level. Building capacity is required in areas of statistical systems
- Strengthen collaboration between the Central Statistics Office, private sector and development partners to enhance constant engagements on data collection.
- Improve adoption of technology and communications infrastructure through increase of network coverage to promote virtual connections and enhanced fair distribution of socio-economic opportunities
- Enhance stakeholder participation in providing information as their mobilisation is challenging. This can be through motivating them into implementing self-made initiatives.
- Strengthen resource mobilisation (both domestic and external) to enhance financing of SDGs. There has to be a shift towards building domestic capacity for revenue mobilisation including reducing corruption.
- Improve information dispersal on implementation of SDGs through increasing awareness creation programmes. This can influence the mindset towards SDGs and instil the right attitude and behaviour towards development.

Chapter 8

Appendix



Annex 1- Data Availability Analysis



Annex 2- GUIDING QUESTIONS FOR GROUP DISCUSSIONS

SDG CLUSTER:

GOALS:

DISCUSSION POINTS	RESPONSES
• What programmes are being implemented to achieve the Goal	
• Who are the beneficiaries under these initiatives/programmes?	
• What are the key achievements realized through the initiatives?	
• Challenges encountered in the implementation of the programmes/projects	
• Which partners supports these programmes/projects?	
• Positive and negative effects of COVID-19	
• What measures could be taken to accelerate progress	
• Involvement in SDGs related policy formulation process	

ANNEX 3: STATUS AT A GLANCE

SDG Performance status at a glance:

Goal 1: Goal 1: End Poverty In All Its Forms Everywhere				
Target	Indicator	Baseline	VNR 2019	VNR 2022
1.1 By 2030, eradicate extreme poverty for all people everywhere, currently measured as people living on less than \$1.25 a day	1.1.1 Proportion of population below the international poverty line, by sex, age, employment status and geographical location (urban/rural)	28.8 percent (SHIES 2010)	20.1 percent	20.1 percent (EHIES)
Goal 2. End Hunger, Achieve Food Security And Improved Nutrition And Promote Sustainable Agriculture				
Target	Indicator	Baseline	VNR 2019	VNR 2022
2.1 By 2030, end hunger and ensure access by all people, in particular the poor and people in vulnerable situations, including infants, to safe, nutritious and sufficient food all year round	2.1.3 Prevalence of moderate or severe food insecurity in the population, based on the Dietary Diversity Score (DDS)	0.563	-	Rural 61 percent households consuming between (5-12) food groups 36 percent households consuming (3- 4) food groups 3 percent households reported poor (0-2) or lower diversity (less than three food groups) Urban 77 percent households consuming (5-12) food groups 17 percent households consuming (3-4) food groups 6 percent households consuming (0-2) lower diversity (less than three food groups)

Goal 3: Ensure Healthy Lives and Promote Well-Being for All at All Ages				
Target	Indicator	Baseline	VNR 2019	VNR 2022
3.1 By 2030, reduce the global maternal mortality ratio to less than 70 per 100,000 live births	3.1.1 Maternal mortality ratio	593 per 100,000 population (MICS 2014)	474 per 100, 000 Population census 2017	452 per 100 000 population Population Census 2017
Goal 4. Ensure Inclusive And Equitable Quality Education And Promote Lifelong Learning Opportunities For All.				
Target	Indicator	Baseline	VNR 2019	VNR 2022
4.1 By 2030, ensure that all girls and boys complete free, equitable and quality primary and secondary education leading to relevant and effective learning outcomes	4.1.1 Proportion of children and young people: (a) grades 2/3(b) at the end of primary; and (c) at the end of lower secondary	Completion Rate of Primary: 93.5 percent Completion Rate of Lower Secondary: 49.6 percent	Completion Rate of Primary: 106.1 percent Completion Rate of Lower Secondary: 61.5 percent	Completion Rate of Primary: 105.2 Completion Rate of Lower Secondary: 67.8 percent
Goal 5. Achieve Gender Equality And Empower All Women And Girls				
Target	Indicator	Baseline	VNR 2019	VNR 2022
5.1 End all forms of discrimination against all women and girls everywhere	5.1.1 Whether or not legal frameworks are in place to promote, enforce and monitor equality and non-discrimination on the basis of sex	National Constitution of Swaziland, July 2005 Gender Policy 2010 Child Protection and Welfare Act 2012	National Constitution of Swaziland, July 2005 Gender Policy 2010 Child Protection and Welfare Act 2012 Swaziland Gender Development Index (SDGI 2016)	National Constitution of Swaziland, July 2005 Gender Policy under 2020-2030 Child Protection and Welfare Act 2012 Swaziland Gender Development Index (SDGI 2016) Disability Act 2018 SODV Act 2018 and regulations 2020

Goal 6. Ensure Availability And Sustainable Management Of Water And Sanitation For All				
Target	Indicator	Baseline	VNR 2019	VNR 2022
6.1 By 2030, achieve universal and equitable access to safe and affordable drinking water for all	6.1.1 Proportion of population using safely managed drinking water services	Rural = 49 percent Urban = 88 percent National : 59 percent	Rural = 61 percent: Over 10 Micro water schemes opened from 2016 to 2018. Urban = 95 percent due to new structures built in towns	Access - National – 75.6 percent Rural – 67.4 percent Urban – 92.5 percent
6.2 By 2030, achieve access to adequate and equitable sanitation and hygiene for all and end open defecation, paying special attention to the needs of women and girls and those in vulnerable situations	6.2.1 Proportion of population using safely managed sanitation services,	National :53.0 percent Rural: 55 percent Urban: 47.5 percent Source – MICS 2014	National :53.0 percent Rural: 55 percent Urban: 47.5 percent Source – MICS 2014	National :46.0 percent Rural: 47.8 percent Urban:42.3 percent SOURCE – Household Income Survey 2016/17
Goal7. Ensure Access To Affordable, Reliable, Sustainable And Modern Energy For All				
Target	Indicator	Baseline	VNR 2019	VNR 2022
7.1 By 2030, ensure universal access to affordable, reliable and modern energy services	7.1.1 Proportion of household with access to electricity	Electricity Access National - 69 percent: Urban – 84 percent Rural – 55 percent Tinkhundla – 100 percent Schools – 100 percent Clinics – 100 percent Electricity infrastructure coverage: 90 percent	Electricity Access National - 78 percent: Urban – 88 percent Rural – 66 percent Tinkhundla – 100 percent Schools – 100 percent Clinics – 100 percent Coverage Electricity infrastructure coverage: 90 percent(to be updated)	Electricity Access National – 82 percent Urban – 84 percent Rural – 69 percent Tinkhundla – 100 percent Electricity infrastructure coverage: 95 percent

Goal 8. Promote sustained, inclusive and sustainable economic growth, full and productive employment and decent work for all				
Target	Indicator	Baseline	VNR 2019	VNR 2022
8.1 Sustain per capita economic growth in accordance with national circumstances and, in particular, at least 7 per cent gross domestic product growth per annum in the least developed countries	8.1.1 Annual growth rate of real GDP	Annual growth rate of real GDP is 2.7 percent in 2014 (actual) and 1.9 percent in 2015 (estimate). CBS 2015	Annual growth rate of real GDP was 2.4 percent in 2018 (actual) and -2.4 percent in 2020 (estimate). CSO 2018	The annual real GDP growth rate for 2020 was -1.9 percent (actual) and 5.9 percent (projection).
8.6 By 2020, substantially reduce the proportion of youth not in employment, education or training	8.6.2 Youth unemployment by sex, (15-24yrs)	National youth :51.6 percent unemployment Male: 46.6 percent Female: 56.7 percent LFS 2013/14	National youth :47.4 percent unemployment Male: 44.7 percent Female: 50.2 percent LFS 2016/17	National youth :58.2 percent unemployment Male: 54.7 percent Female: 61.8 percent LFS 2020/21
Goal 9: Build resilient infrastructure, promote inclusive and sustainable industrialization and foster innovation				
Target	Indicator	Baseline	VNR 2019	VNR 2022
9.1 Develop quality, reliable, sustainable and resilient infrastructure, including regional and trans-border infrastructure, to support economic development and human well-being, with a focus on affordable and equitable access for all.	9.1.1 Proportion of gazetted road network accessible all year round	Paved Roads - 1398 km Unpaved roads – 1785 km Feeder roads - 2067 (Roads Department, 2015)	Paved Roads - 1404 km Unpaved roads – 1536 km Feeder roads - 2067 (Roads Department, 2016)	Paved Roads - 1626 km Unpaved roads – 1666 km Feeder roads - 2067 (Roads Department, 2020)

Goal 10. Reduce inequality within and among countries				
Target	Indicator	Baseline	VNR 2019	VNR 2022
10.2 By 2030, empower and promote the social, economic and political inclusion of all, irrespective of age, sex, disability, race, ethnicity, origin, religion or economic or other status	10.2.1 Proportion of people living below 50 per cent of median income, by age, sex and persons with disabilities	2010 SHIES Proportion of people living below 50 per cent of median income, by sex Female 49.5 percent Male 50.5 percent EHIS 2010/11	2017 EHIS Proportion of people living below 50 per cent of median income, by sex Female 46 percent Male 54 percent EHIS 2016/17	2017 EHIS Proportion of people living below 50 per cent of median income, by sex Female 46 percent Male 54 percent EHIS 2016/17
Goal 11. Make Cities And Human Settlements Inclusive, Safe, Resilient And Sustainable				
Target	Indicator	Baseline	VNR 2019	VNR 2022
11.3 By 2030, enhance inclusive and sustainable urbanization and capacity for participatory, integrated and sustainable human settlement planning and management in all countries	11.3.2 Proportion of cities with a direct participation structure of civil society in urban planning and management that operate regularly and democratically	100 percent Source: MHUD Annual Report 2016	100 percent Source: MHUD Annual Report 2017	93 percent Source: MHUD Annual Report 2020
Goal 12. Ensure Sustainable Consumption And Production Patterns				
Target	Indicator	Baseline	VNR 2019	VNR 2022
12.5 By 2030, substantially reduce waste generation through prevention, reduction, recycling and reuse	12.5.1 Number of recycling centers available	1	5	5

Goal 13. Take Urgent Action To Combat Climate Change And Its Impacts				
Target	Indicator	Baseline	VNR 2019	VNR 2022
13.1 Strengthen resilience and adaptive capacity to climate-related hazards and natural disasters in all countries	13.1.2 Number of deaths, missing persons and persons affected by disaster per sub region/ sub national (4 regions of the country)	200,897 persons affected by disasters (drought) 2015	195389 persons affected by disasters (drought) 2017VAC Storms and fires 621 NDMA	340 000 persons affected by disasters (drought) 2017VAC NDMA
Goal 14. Conserve And Sustainably Use The Oceans, Seas And Marine Resources For Sustainable Development				
Target	Indicator	Baseline	VNR 2019	VNR 2022
14.b Provide access for small-scale artisanal fishers to marine resources and markets	14.b.1 Progress by countries in the degree of application of a legal/regulatory/policy /institutional framework which recognizes and protects access rights for small-scale fisheries	National Fisheries Policy in place	The Implementation Plan is currently under development and envisaged completion before the end of current year 2018.	The Implementation Plan is currently under development and envisaged completion before the end of current year 2018.
Goal 15. Protect, Restore And Promote Sustainable Use Of Terrestrial Ecosystems, Sustainably Manage Forests, Combat Desertification, And Halt And Reverse Land Degradation And Halt Biodiversity Loss				
Target	Indicator	Baseline	VNR 2019	VNR 2022
15.4 By 2030, ensure the conservation of mountain ecosystems, including their biodiversity, in order to enhance	15.4.1 Coverage by protected areas of important sites for mountain biodiversity	3.9 percent	4.1 percent	5.2 percent

Goal 16. Promote Peaceful And Inclusive Societies For Sustainable Development, Provide Access To Justice For All And Build Effective, Accountable And Inclusive Institutions At All Levels

Target	Indicator	Baseline	VNR 2019	VNR 2022
16.1 Significantly reduce all forms of violence and related death rates everywhere	16.1.1 Number of victims of intentional homicide per 100,000 population, by sex and age	<p>Number of deaths = 112 in 1,200,000</p> <p>Translating to 9,3 in 100,000</p> <p>By Age</p> <p>A) 0-17 years</p> <p>Number of deaths = 9 in 1,200,000</p> <p>Translating to = 0,75 in 100,000</p> <p>B) 18-24 years</p> <p>Number of deaths = 18 in 1,200,000</p> <p>Translating to = 1,5 in 100,000</p> <p>C) 25+</p> <p>Number of deaths = 85 in 1,200,000</p> <p>Translating to = 7,08 in 100,000</p> <p>By sex</p> <p>a) Females</p> <p>Number of deaths = 29 in 1,200,000</p> <p>deaths = 83 in 1,200,000</p> <p>Translating to = 2,42 in 100,000</p> <p>b) Males</p> <p>Numbers of</p> <p>Translating to = 6,92 in 100,000 (Police Annual Report 2016)</p>	<p>Number of deaths =133 in 1093238</p> <p>Translating to 12.6 in 100,000</p> <p>By Age</p> <p>A) 0-17 years</p> <p>Number of deaths = 13 in 1093238</p> <p>Translating to = 1.2 in 100,000</p> <p>B) 18-24 years</p> <p>Number of deaths = 24 in 1093238</p> <p>Translating to = 2.2 in 100,000</p> <p>A) 25+</p> <p>Number of deaths = 96 in 1093238</p> <p>Translating to = 8.8 in 100,000</p> <p>By sex</p> <p>a) Females</p> <p>Number of deaths = 33 in 1093238</p> <p>translating to 3.01 per 100, 000</p>	<p>Number of deaths =154 in 1,093,238</p> <p>Translating to 14.1 in 100,000</p> <p>By Age</p> <p>A) 0-17 years</p> <p>Number of deaths = 7 in 1093238</p> <p>Translating to = 0.6 in 100,000</p> <p>B) 18-24 years</p> <p>Number of deaths = 29 in 1093238</p> <p>Translating to = 2.6 in 100,000</p> <p>A) 25+</p> <p>Number of deaths = 118 in 1093238</p> <p>Translating to = 10.7 in 100,000</p> <p>By Gender</p> <p>a) Females</p> <p>Number of deaths = 35 in 1093238</p> <p>(Annual Police Report 2020)</p>

Goal 17. Strengthen the means of implementation and revitalize the Global Partnership for Sustainable Development.

Target	Indicator	Baseline	VNR 2019	VNR 2022
17.2 Developed countries to implement fully their official development assistance commitments, including the commitment by many developed countries to achieve the target of 0.7 per cent of gross national income for official development assistance (ODA/GNI) to developing countries and 0.15 to 0.20 per cent of ODA/GNI to least developed countries; ODA providers are encouraged to consider setting a target to provide at least 0.20 per cent of ODA/GNI to least developed countries	17.2.1 Net official development assistance, total and to least developed countries, as a proportion of the Organization for Economic Cooperation and Development (OECD) Development Assistance Committee donors' gross national income (GNI)	US\$130,425,081– was net ODA received by Swaziland in 2014/15	US\$122 969 925– was net ODA received by Swaziland in 2015/16	US\$230.2 million (ODA, 2021)

ANNEX 4: LINKS BETWEEN SSDIG TO SDGS, AU AND SADC AGENDAS

MACRO STRATEGIC AREAS: 1. Governance and Sound Economic Management			
SECTORS	SDGs	AGENDA 2063	RISDP
Governance, Economic, Service Delivery and Public Sector Management	16. Promote peaceful and inclusive societies for sustainable development, provide access to justice for all and build effective, accountable and inclusive institutions at all levels	<p>11. Democratic values, practices, universal principles of human rights, justice and rule of law entrenched.</p> <p>12. Capable institutions and transformative leadership in place.</p> <p>13. Peace, security and stability is preserved.</p> <p>14. A stable and peaceful Africa.</p> <p>20. Africa as a major partner in global affairs and peaceful co-existence.</p>	Peace and security cooperation
MACRO STRATEGIC AREAS: 2. Economic Acceleration, Industrialization and Diversification			
SECTORS	SDGs	AGENDA 2063	RISDP
Economic Development, Physical Infrastructure	1. End poverty in all its forms everywhere.	1. A high standard of living, quality of life and wellbeing for all citizens	Poverty Reduction
Agriculture, Land and Rural Development	<p>5. Achieve gender equality and empower all women.</p> <p>8. Promote sustained, inclusive and sustainable economic growth, full and productive employment and decent work for all.</p> <p>9. Build resilient infrastructure, promote inclusive and sustainable industrialization.</p> <p>10. Reduce inequality within and among countries.</p> <p>17. Strengthen the means of implementation and revitalize the global partnership for sustainable development.</p>	<p>4. Transformed (renovated) economies</p> <p>9. Continental financial and monetary institutions established and functional</p> <p>21. Africa takes full responsibility for financing her development</p>	Private sector Industrial Development and Market Integration Agriculture, Food Security and Natural Resources

MACRO STRATEGIC AREAS: 3. Agricultural Development			
SECTORS	SDGs	AGENDA 2063	RISDP
Agriculture, Land And Rural Development	<p>1. End poverty in all its forms everywhere.</p> <p>2. End hunger, achieve food security and improved nutrition and promote sustainable agriculture</p> <p>10. Ensure sustainable consumption and production patterns.</p> <p>13. Take urgent action to combat climate change and its impacts.</p> <p>15. Protect restore and promote sustainable use of terrestrial ecosystems, sustainably manage forests, combat desertification and halt and reverse land degradation and halt biodiversity loss.</p>	<p>1.A high standard of living , quality of life and wellbeing for all citizens</p> <p>5.Modern agriculture for increased productivity and production</p>	Agriculture, Food Security and Natural Resources
MACRO STRATEGIC AREAS: 4. Research for Development			
SECTORS	SDGs	AGENDA 2063	RISDP
Economic Services Agriculture, Land And Rural Development Governance, Economic Management And Public Sector Management Education And Training & Health Population Dynamics, Youth, Gender And Social Protection	<p>1. End poverty in all its forms everywhere.</p> <p>2. End hunger, achieve food security and improved nutrition and promote sustainable agriculture.</p> <p>12. Ensure sustainable consumption and production patterns.</p> <p>5.Achieve gender equality and empower all women</p> <p>8. Promote sustained, inclusive and sustainable economic growth, full and productive employment and decent work for all.</p>	<p>1.A high standard of living , quality of life and wellbeing for all citizens</p> <p>5.Modern agriculture for increased productivity and production</p> <p>4.Transformated (renovated) economies</p> <p>9.Continental financial and monetary institutions established and functional</p> <p>21.Africa takes full responsibility for financing her development</p> <p>3.Well educated citizens and skills revolution underpinned by science, technology and innovation</p> <p>18. Engaged and empowered youth and children.</p> <p>3. Healthy and well-nourished citizens.</p> <p>7.Environmentally sustainable and climate resilient economies and communities</p>	<p>Science, Technology and Innovation</p> <p>Statistics</p> <p>Peace and security cooperation</p> <p>Poverty Reduction</p> <p>Private sector</p> <p>Industrial Development and Market Integration</p> <p>Agriculture, Food Security and Natural Resources</p> <p>Combating of the HIV and AIDS Pandemic</p>

	<p>9. Build resilient infrastructure, promote inclusive and sustainable industrialization</p> <p>10. Reduce inequality within and among countries.</p> <p>17. Strengthen the means of implementation and revitalize the global partnership for sustainable development.</p> <p>4. Ensure inclusive and equitable quality education and promote lifelong learning opportunities.</p> <p>3. Ensure healthy lives and promote well-being for all at all ages.</p> <p>6. Ensure availability and sustainable management of water and sanitation for all.</p> <p>16. Promote peaceful and inclusive societies for sustainable development, provide access to justice for all and build effective, accountable and inclusive institutions at all levels</p> <p>7. Ensure access to affordable, reliable sustainable and modern energy for all.</p> <p>11. Make cities and human settlements inclusive, safe, resilient and sustainable.</p> <p>13. Take urgent action to combat climate change and its impacts.</p>	<p>10. World class infrastructure criss-crosses (networks) Africa</p> <p>16. African cultural renaissance (revival) is pre-eminent</p> <p>17. Full gender equality in all spheres of life</p> <p>18. Engaged and empowered youth and children.</p> <p>11. Democratic values, practices, universal principles of human rights, justice and rule of law entrenched</p> <p>12. Capable institutions and transformative leadership in place</p> <p>13. Peace, security and stability is preserved</p> <p>14. A stable and peaceful Africa</p> <p>20. Africa as a major partner in global affairs and peaceful co-existence</p>	<p>Gender Equality and Development</p> <p>Social and Human Development Infrastructure Support for Regional Integration Environment and Sustainable Development</p>
--	---	--	--

	15. Protect, restore and promote sustainable use of terrestrial ecosystems, sustainably manage forests, combat desertification and halt and reverse land degradation and halt biodiversity loss.		
--	--	--	--

MACRO STRATEGIC AREAS: 5. Human Capital Development

SECTORS	SDGs	AGENDA 2063	RISDP
Education And Training Health Population Dynamics, Youth, Gender And Social Protection	1. End poverty in all its forms everywhere 4. Ensure inclusive and equitable quality education and promote lifelong learning opportunities for all. 5. Achieve gender equality and empower all women. 2. End hunger, achieve food security and improved nutrition and promote sustainable agriculture. 3. Ensure healthy lives and promote well-being for all at all ages. 6. Ensure availability and sustainable management of water and sanitation for all. 5. Achieve gender equality and empower all women.	1. A high standard of living, quality of life and wellbeing for all citizens 2. Well educated citizens and skills revolution underpinned by science, technology and innovation 18. Engaged and empowered youth and children 3. Healthy and well-nourished citizens 16. African cultural renaissance (revival) is pre-eminent 17. Full gender equality in all spheres of life	Combating of the HIV and AIDS Pandemic Gender Equality and Development Social and Human Development

MACRO STRATEGIC AREAS: 6. Strategic Infrastructure Development, Balanced Regional Growth and Urbanisation

SECTORS	SDGs	AGENDA 2063	RISDP
Physical Infrastructure, Environment, Climate Change And Disaster Management Health Education and training Agriculture ICT	6. Ensure availability and sustainable management of water and sanitation for all. 7. Ensure access to affordable, reliable	7. Environmentally sustainable and climate resilient economies and communities. 10. World class infrastructure criss-crosses (networks) Africa	Infrastructure Support for Regional Integration

	<p>sustainable and modern energy for all.</p> <p>9. Build resilient infrastructure, promote inclusive and sustainable industrialization.</p> <p>11. Make cities and human settlements inclusive, safe, resilient and sustainable.</p> <p>13. Take urgent action to combat climate change and its impacts.</p> <p>15. Protect restore and promote sustainable use of terrestrial ecosystems, sustainably manage forests, combat desertification and halt and reverse land degradation and halt biodiversity loss.</p>		
MACRO STRATEGIC AREAS: 7. Environmental Management and Sustainable Development			
SECTORS	SDGs	AGENDA 2063	RISDP
Physical Infrastructure, Environment, Climate Change And Disaster Management Agriculture Land and Rural Development Economic services	<p>6. Ensure availability and sustainable management of water and sanitation for all.</p> <p>7. Ensure access to affordable, reliable sustainable and modern energy for all.</p> <p>9. Build resilient infrastructure, promote inclusive and sustainable industrialization.</p> <p>11. Make cities and human settlements inclusive, safe, resilient and sustainable.</p>	<p>7. Environmentally sustainable and climate resilient economies and communities.</p> <p>10. World class infrastructure criss-crosses (networks) Africa</p>	Environment and Sustainable Development

	<p>13. Take urgent action to combat climate change and its impacts.</p> <p>15. Protect restore and promote sustainable use of terrestrial ecosystems, sustainably manage forests, combat desertification and halt and reverse land degradation and halt biodiversity loss.</p>		
--	--	--	--

Acknowledgement of UN agencies



